



Diaphragm Valves



ENGINEERING GUIDE

Contact Spears® for any Information not found.

Features — PVC, CPVC & PP

This full-featured valve is engineered to provide accurate throttling control and shutoff for industrial, chemical and water treatment applications. Weir-type design eliminates entrapped fluids in valve and is excellent for handling liquids with suspended solids, viscous fluids and slurries. Available in PVC, CPVC and Glass Filled Polypropylene with a variety of Diaphragm material options. PVC & CPVC 1/2" – 2" valves with Flanged Body, Spigot Body or True Union style Socket & Threaded ends or Optional Special Reinforced (SR) Threads, and sizes 2-1/2" – 8" with Flanged Body. Polypropylene 1/2" – 2" valves with True Union style Special Reinforced (SR) Threaded ends and sizes 2-1/2" – 8" with Flanged Body. True Union style also available in metric socket and BSP thread sizes 1/2" through 2".

Sample Engineering Specification

All thermoplastic Diaphragm valves shall be Weir-type constructed from PVC Type I, ASTM D 1784 Cell Classification 12454 or CPVC Type IV, ASTM D 1784 Cell Classification 23447, or Polypropylene, ASTM D 4101. All diaphragms shall be EPDM, FKM or PTFE with EPDM or FKM backing. All valves shall have built-in position indicator with polypropylene handwheel. All True Union style valve union nuts shall have Buttress threads. All PVC and CPVC 1/2" through 2" valves shall be pressure rated to 235 psi for water at 73° F. All 2-1/2" through 4", Polypropylene 1/2" through 4", all flanged valves, and all valves with PTFE diaphragms through 4" shall be pressure rated to 150 psi for water at 73°F. All 6" valves shall be pressure rated to 100 psi, and all 8" valves shall be pressure rated to 75 psi for water at 73°F, as manufactured by Spears® Manufacturing Company.

- True Union Style with Buttress Thread Union Nuts - Mate with Spears® True Union 2000 Ball valves and Union 2000 Pipe Unions.
- EPDM, FKM, or Elastomer Backed (EPDM or FKM) PTFE Diaphragms.
- PVC & CPVC Sizes 1/2" – 2", Pressure Rated to 235 psi @ 73°F; Sizes 2-1/2" – 4" and all Flanged and all PTFE Diaphragm through 4", Pressure Rated to 150 psi @ 73°F; 6" Pressure Rated to 100 psi and 8" to 75 psi @ 73°F
- Polypropylene Sizes 1/2" – 4", Pressure Rated to 150 psi @ 73°F; 6" Pressure Rated to 100 psi and 8" Pressure Rated to 75 psi @ 73°F
- Easy-Grip, High Impact Polypropylene Handwheel
- Built-in, Clear-View Position Indicator
- Stainless Steel External Hardware
- Fully Serviceable, Replaceable Components
- Suitable for Vacuum Service (except with PTFE Diaphragms)
- Assembled with Silicone-Free Lubricants (no lubricant in media contact area)



Special Options

- Hypalon® (CSM) Diaphragms
- Natural Polypropylene Body
- Electric or Pneumatic Actuation



Valves Technical
True Union, Spigot, Flanged Diaphragm Valves

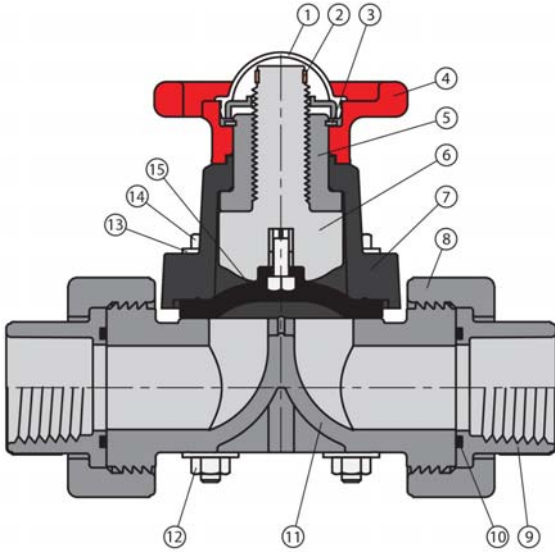
PVC, CPVC & PP Diaphragm Valve Quick-View Selection Chart

Size	O-ring Material	Diaphragm Material	PVC Part Number ¹				PP Part Number		Pressure Rating
			Soc/Thd	SR Threaded	Spigot	Flanged	SR Threaded	Flanged	
1/2	EPDM	EPDM	2729-005	2721-005SR	2727-005	2723-005	2721-005PSR	True Union & Spigot Style w/ Elastomer Diaphragms 235 psi Non-Shock Water @ 73°F	
		PTFE ²	2729T-005	2721T-005SR	2797T-005	2793T-005	2721T-005PSR		
	FKM	FKM	2739-005	2731-005SR	2737-005	2733-005	2731-005PSR		
		PTFE ²	2739T-005	2731T-005SR	2797T-005	2793T-005	2731T-005PSR		
3/4	EPDM	EPDM	2729-007	2721-007SR	2727-007	2723-007	2721-007PSR		
		PTFE ²	2729T-007	2721T-007SR	2797T-007	2793T-007	2721T-007PSR		
	FKM	FKM	2739-007	2731-007SR	2737-007	2733-007	2731-007PSR		
		PTFE ²	2739T-007	2731T-007SR	2797T-007	2793T-007	2731T-007PSR		
1	EPDM	EPDM	2729-010	2721-010SR	2727-010	2723-010	2721-010PSR		
		PTFE ²	2729T-010	2721T-010SR	2797T-010	2793T-010	2721T-010PSR		
	FKM	FKM	2739-010	2731-010SR	2737-010	2733-010	2731-010PSR		
		PTFE ²	2739T-010	2731T-010SR	2797T-010	2793T-010	2731T-010PSR		
1-1/4	EPDM	EPDM	2729-012	2721-012SR	2727-012	2723-012	2721-012PSR		
		PTFE ²	2729T-012	2721T-012SR	2797T-012	2793T-012	2721T-012PSR		
	FKM	FKM	2739-012	2731-012SR	2737-012	2733-012	2731-012PSR		
		PTFE ²	2739T-012	2731T-012SR	2797T-012	2793T-012	2731T-012PSR		
1-1/2	EPDM	EPDM	2729-015	2721-015SR	2727-015	2723-015	2721-015PSR		
		PTFE ²	2729T-015	2721T-015SR	2797T-015	2793T-015	2721T-015PSR		
	FKM	FKM	2739-015	2731-015SR	2737-015	2733-015	2731-015PSR		
		PTFE ²	2739T-015	2731T-015SR	2797T-015	2793T-015	2731T-015PSR		
2	EPDM	EPDM	2729-020	2721-020SR	2727-020	2723-020	2721-020PSR		
		PTFE ²	2729T-020	2721T-020SR	2797T-020	2793T-020	2721T-020PSR		
	FKM	FKM	2739-020	2731-020SR	2737-020	2733-020	2731-020PSR		
		PTFE ²	2739T-020	2731T-020SR	2797T-020	2793T-020	2731T-020PSR		
2-1/2	EPDM	EPDM				2723-025	2723-025P		
		PTFE ²				2793T-025	2793T-025P		
	FKM	FKM				2733-025	2733-025P		
		PTFE ²				2793T-025	2793T-025P		
3	EPDM	EPDM				2723-030	2723-030P		
		PTFE ²				2793T-030	2793T-030P		
	FKM	FKM				2733-030	2733-030P		
		PTFE ²				2793T-030	2793T-030P		
4	EPDM	EPDM				2723-040	2723-040P		
		PTFE ²				2793T-040	2793T-040P		
	FKM	FKM				2733-040	2733-040P		
		PTFE ²				2793T-040	2793T-040P		
6	EPDM	EPDM				2723-060	2723-060P		
		PTFE ²				2793T-060	2793T-060P		
	FKM	FKM				2733-060	2733-060P		
		PTFE ²				2793T-060	2793T-060P		
8	EPDM	EPDM				2723-080	2723-080P		
		PTFE ²				2793T-080	2793T-080P		
	FKM	FKM				2733-080	2733-080P		
		PTFE ²				2793T-080	2793T-080P		

1: For CPVC valves, add the letter "C" to part numbers listed (e.g., 2729-005C). Custom end connections available upon request.

2: Elastomer-backed PTFE (standard EPDM backed; special order FKM backed)

Valves Technical True Union, Spigot, Flanged Diaphragm Valves



Replacement Parts

No.	Component	Qty.	Material
1	Indicator Cover	1	PVC Clear
2	Indicator	1	PE
3	Retaining Ring	1	SS
4	Handwheel	1	PP
5	Compressor Bushing	1	PTFE/CPVC
6	Compressor	1	CPVC
7	Bonnet	1	GFPP
8	Union Nut	1	PVC/CPVC/GFPP
9	Union End	2	PVC/CPVC/GFPP
10	Union End O-ring	2	EPDM/FKM
11	Body	1	PVC/CPVC/GFPP
12	Nut	4-16	SS
13	Flat Washer	8-32	SS
14	Bolt	4-16	SS
15	Diaphragm	1	EPDM/FKM/PTFE

1: Component applicable to True Union style valves only.
2: True Union Socket/Threaded Valve illustrated

Temperature Pressure Rating

System Operating Temperature °F (°C)		100 (38)	110 (43)	120 (49)	130 (54)	140 (60)	150 (66)	160 (71)	170 (77)	180 (82)	190 (88)	200 (93)	210 (99)	
Valve Pressure Rating psi (MPa)	1/2" - 2"	PVC	235 (1.62)	211 (1.45)	150 (1.03)	75 (.52)	50 (.34)	-0-	-0-	-0-	-0-	-0-	-0-	
		CPVC	235 (1.62)	219 (1.51)	170 (1.17)	145 (1.00)	130 (.90)	110 (.76)	90 (.62)	80 (.55)	70 (.48)	60 (.41)	50 (.34)	-0-
		PP	150 (1.03)	105 (.72)	90 (.62)	80 (.55)	75 (.52)	65 (.45)	55 (.38)	50 (.34)	45 (.31)	-0-	-0-	-0-
	2-1/2" - 4"	PVC	150 (1.03)	135 (.93)	110 (.76)	75 (.52)	50 (.34)	-0-	-0-	-0-	-0-	-0-	-0-	-0-
		CPVC	150 (1.03)	140 (.97)	130 (.90)	120 (.83)	110 (.76)	100 (.70)	90 (.62)	80 (.55)	70 (.48)	60 (.41)	50 (.34)	-0-
		PP	150 (1.03)	105 (.72)	90 (.62)	80 (.55)	75 (.52)	65 (.45)	55 (.38)	50 (.34)	45 (.31)	-0-	-0-	-0-
	6"	PVC	100 (.70)	90 (.62)	80 (.55)	65 (.38)	50 (.34)	-0-	-0-	-0-	-0-	-0-	-0-	-0-
		CPVC	100 (.70)	95 (.66)	90 (.62)	85 (.59)	80 (.55)	75 (.52)	70 (.48)	65 (.45)	60 (.41)	55 (.38)	50 (.34)	-0-
		PP	100 (.70)	90 (.62)	85 (.59)	75 (.52)	70 (.48)	60 (.41)	55 (.38)	50 (.34)	45 (.31)	-0-	-0-	-0-
	8"	PVC	75 (.52)	70 (.48)	65 (.45)	60 (.41)	50 (.34)	-0-	-0-	-0-	-0-	-0-	-0-	-0-
		CPVC	75 (.52)	72 (.49)	70 (.48)	67 (.46)	65 (.45)	62 (.43)	60 (.41)	55 (.38)	50 (.34)	45 (.31)	40 (.28)	-0-
		PP	75 (.52)	62 (.43)	60 (.41)	57 (.39)	55 (.38)	52 (.36)	50 (.34)	47 (.32)	45 (.31)	-0-	-0-	-0-

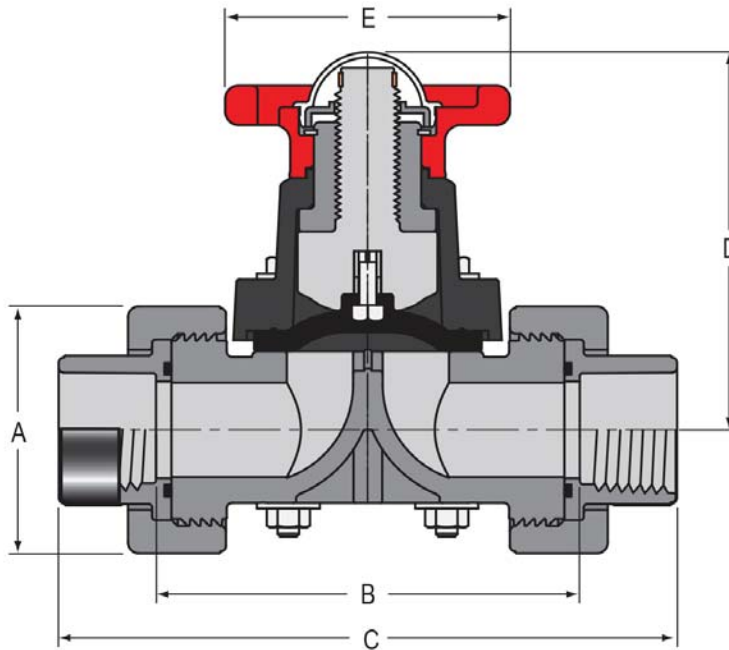


Valves Technical
True Union, Spigot, Flanged Diaphragm Valves

C_v Values PVC, CPVC & PP

Valve Size	PERCENT OPEN			
	100%	75%	50%	25%
1/2	5.1	4.8	4.2	2.4
3/4	8.0	7.5	6.5	3.8
1	11.5	10.8	9.4	5.4
1-1/4	22.0	20.6	18.0	10.3
1-1/2	28.2	26.4	23.0	13.3
2	52.9	49.6	43.2	24.9
2-1/2	119.0	111.5	97.1	55.9
3	119.0	111.5	97.1	55.9
4	189.2	177.3	154.4	88.9
6	402.2	375.8	327.0	187.5
8	700.0	659.5	573.2	328.4

Gallons per minute at 1 psi pressure drop.

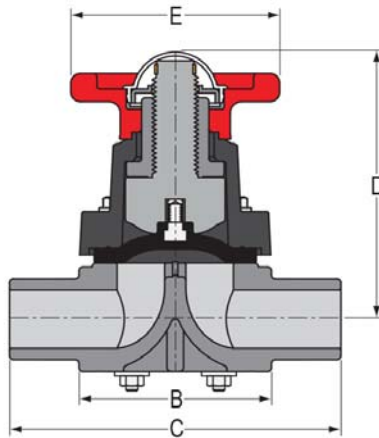


Socket, Threaded & SR Threaded End Connectors Dimension & Weights

Nominal Size	Dimension Reference (inches, ± 1/16)					Approx. Wt. (Lbs.)		
	A	B ¹	C		D	E	PVC	CPVC
			Socket	Threaded				
1/2	1-15/16	3-7/8	5-9/16	5-3/16	3-11/32	2-7/8	1.12	1.14
3/4	2-1/2	4-1/2	6-7/16	5-15/16	3-3/4	3-1/8	1.37	1.36
1	2-9/16	4-15/16	7-3/16	6-13/16	4-7/16	3-3/8	2.35	2.43
1-1/4	3-5/16	5-1/2	8-7/8	8-1/4	5-5/8	3-7/8	3.91	4.03
1-1/2	3-17/32	6-5/16	9-5/16	8-7/16	5-5/8	4-5/8	4.08	4.21
2	4-7/32	7-1/2	10-9/16	9-1/2	7	6-5/8	7.06	7.25

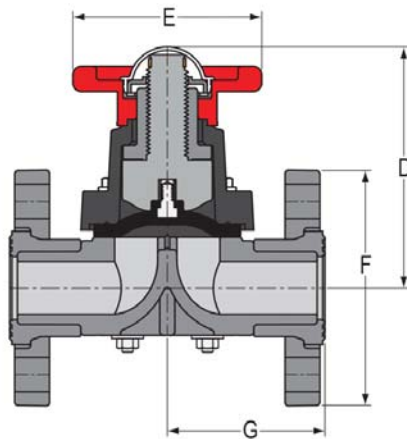
1: Valve Lay Length.

Valves Technical
True Union, Spigot, Flanged Diaphragm Valves



Spigot Diaphragm Dimensions & Weights

Nominal Size	Dimension Reference (inches, ± 1/16)				Approx. Wt. (Lbs.)	
	B	C	D	E	PVC	CPVC
1/2	2-5/8	4-7/8	3-11/32	2-7/8	.61	.63
3/4	2-3/4	5	3-3/4	3-1/4	.79	.82
1	3-1/8	5-3/8	4-7/16	3-5/16	1.32	1.36
1-1/4	3-3/4	6-1/4	5-5/8	4-19/32	2.41	2.50
1-1/2	3-3/4	6-1/2	5-5/8	4-19/32	2.43	2.52
2	4-3/4	7-3/4	7	5-7/8	4.15	4.43



Flanged Diaphragm Dimensions & Weights

Nominal Size	Dimension Reference (inches, ± 1/16)				Approx. Wt. (Lbs.)	
	D	E	F	G	PVC	CPVC
1/2	3-11/32	2-7/8	3-1/2	2-9/16	.98	1.02
3/4	3-3/4	3-1/4	3-7/8	2-5/8	1.31	1.37
1	4-7/16	3-5/16	4-1/4	2-13/16	2.00	2.08
1-1/4	5-5/8	4-19/32	4-5/8	3-1/4	3.71	3.76
1-1/2	5-5/8	4-19/32	5	3-3/8	3.88	4.04
2	7	5-7/8	6	4	5.59	5.71
2-1/2	10-1/4	8-7/8	7-1/2	5-19/32	15.75	16.43
3	10-1/4	8-7/8	7-1/2	5-19/32	15.75	16.45
4	12-1/4	10-1/2	9	6-5/8	24.44	25.37
6	16-3/4	18-13/32	11	9-3/8	53.90	58.43
8	21	21-19/32	13-1/2	11-5/32	96.28	100.05



Tee-Style "Zero Dead-leg" Diaphragm Valves



Tee x Spigot

Features — PVC, Low Extractable PVC & CPVC

Spears® Tee-Style "Zero Dead-Leg" Diaphragm Valve design integrates valve and Tee-fitting for direct branch take-off and eliminates the need for tees and reducing fittings normally required for service drops and other tie-ins to the loop. The Tee-Style valve provides a stronger, more compact connection enabling throttling, sampling, draining or diverting of critical process fluids. The "Zero Dead-leg" design is excellent for DI water and other critical applications. Close proximity of valve to mainline minimizes any areas of fluid stagnation by eliminating "dead leg" that can harbor bacterial growth and other contamination. Produced to order with Spigot, Socket & Threaded, or Special Reinforced (SR) Threaded end connection valve sizes 1/2" through 2", and specified Tee Socket connection sizes for virtually any mainline connection size.

Sample Engineering Specification

All lateral branch valve connections shall be made using Tee-style Diaphragm Valves. All valves shall be constructed from PVC, ASTM D 1784 Cell Classification 12454; CPVC Type IV, ASTM D 1784 Cell Classification 23447; or Low Extractable PVC, ASTM D 1784 Cell Classification 12343. Diaphragms shall be EPDM, FKM or elastomer backed, bonded PTFE. All valves with elastomer diaphragms shall be pressure rated to 235 psi and all valves with PTFE diaphragms to 150 psi, for water at 73°F, as manufactured by Spears® Manufacturing Company.

T-Style Valve Advantages

- Chemical & Corrosion Resistant PVC, CPVC or Low Extractable PVC materials
- Minimizes Fluid Stagnation
- Improves Branch Valve Connection Strength
- Simplifies Installation
- Suitable for Vacuum Service (except with PTFE Diaphragms)

Diaphragm Valve Features

- Multi-featured Industrial Grade
- Built-in Position Indicator
- EPDM, FKM, or Elastomer Backed PTFE Diaphragm
- 235 psi Pressure Rating @ 73°F (150 psi for PTFE Diaphragms)
- High Impact Polypropylene Handle
- Fully Serviceable, Replaceable Components

Quick-View Selection Chart

The following Base Part Numbers must be completed according to desired configuration size. Contact Spears® for the appropriate Tee size x Valve size code designations to replace the "xxx" in each.

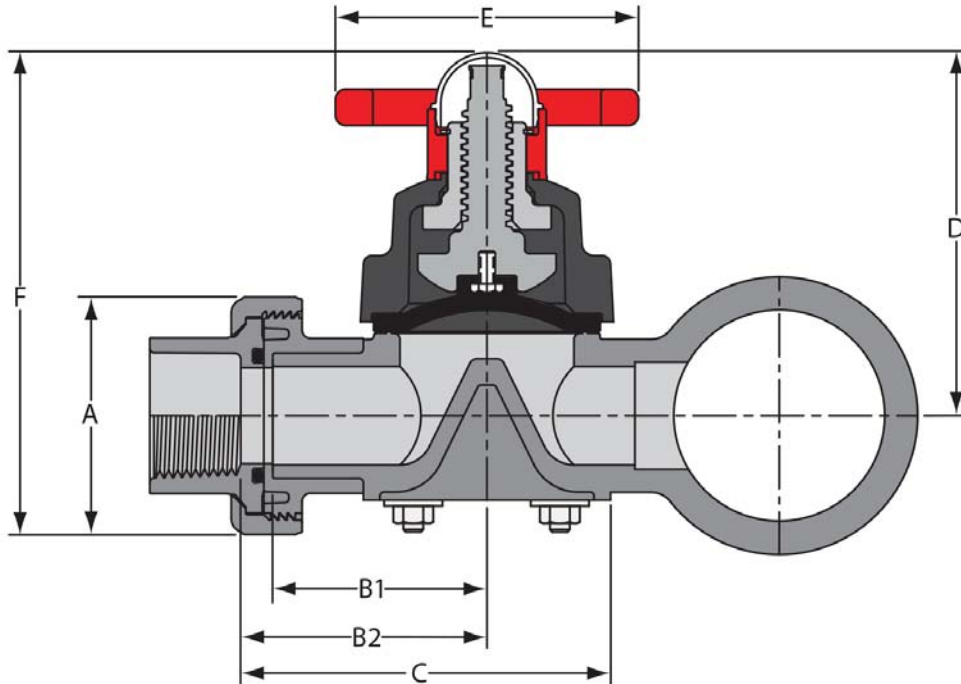
Diaphragm Material	PVC Base Part Number			Pressure Rating @ 73°F (23°C)
	Spigot	Socket & Threaded	SR Threaded	
EPDM	2727ZD-xxx	2729ZD-xxx	2721ZD-xxxSR	1/2" — 2" 235 psi
FKM	2737ZD-xxx	2739ZD-xxx	2731ZD-xxxSR	
PTFE, EPDM Backing	2797TZD-xxx	2729TZD-xxx	2721TZD-xxxSR	1/2" — 2" 150 psi
PTFE/FKM Backing	2797VTZD-xxx	2739VTZD-xxx	2731VTZD-xxxSR	

Diaphragm Material	CPVC Base Part Number			Pressure Rating @ 73°F (23°C)
	Spigot	Socket & Threaded	SR Threaded	
EPDM	2727ZD-xxxC	2729ZD-xxxC	2721ZD-xxxCSR	1/2" — 2" 235 psi
FKM	2737ZD-xxxC	2739ZD-xxxC	2731ZD-xxxCSR	
PTFE, EPDM Backing	2797TZD-xxxC	2729TZD-xxxC	2721TZD-xxxCSR	1/2" — 2" 150 psi
PTFE/FKM Backing	2797VTZD-xxxC	2739VTZD-xxxC	2731VTZD-xxxCSR	

Diaphragm Material	Low Extractable PVC Base Part Number			Pressure Rating @ 73°F (23°C)
	Spigot	Socket & Threaded	SR Threaded	
EPDM	2727ZD-xxxBL	2729ZD-xxxBL	2721ZD-xxxSRBL	1/2" — 2" 235 psi
FKM	2737ZD-xxxBL	2739ZD-xxxBL	2731ZD-xxxSRBL	
PTFE, EPDM Backing	2797TZD-xxxBL	2729TZD-xxxBL	2721TZD-xxxSRBL	1/2" — 2" 150 psi
PTFE/FKM Backing	2797VTZD-xxxBL	2739VTZD-xxxBL	2731VTZD-xxxSRBL	

Note: Low Extractable PVC Valves are typically used with elastomer backed PTFE Diaphragms to maintain purity in most applications.

Valves Technical
Tee-Style "Zero Dead-leg" Diaphragm Valves



Dimensions

Nominal Size	Dimension Reference ($\pm 1/16$)						
	A	Spigot B1	Socket Threaded B2	C	D	E	F
1/2	1-15/16	2-3/16	2-1/2	3-13/16	3-5/16	2-7/8	4-5/16
3/4	2-3/8	2-3/8	2-3/4	4-1/8	3-3/4	3-1/4	4-9/16
1	2-5/8	2-11/16	3-1/16	4-5/8	4-7/16	3-5/16	5-3/4
1-1/4	3-3/16	3-1/8	3-1/2	5-3/8	5-5/8	4-5/8	7-1/4
1-1/2	3-9/16	3-1/4	3-3/4	5-5/8	5-5/8	4-5/8	7-7/16
2	4-5/16	4-7/8	4-3/8	6-3/4	7	5-7/8	9-3/16

Temperature Pressure Rating

Nominal Valve Size	73°F to 100°F	110°F	120°F	130°F	140°F
1/2" - 2"	150	135	110	75	50

Valves have elevated temperature pressure ratings different than pipe, as shown in chart above. Maximum PVC system service temperature is 140°F.

C_v Values

Valve Size	PERCENT OPEN			
	100%	75%	50%	25%
1/2	5.1	4.8	4.2	2.4
3/4	8.0	7.5	6.5	6.5
1	11.5	10.8	9.4	9.4
1-1/4	22.0	20.6	18.0	18.0
1-1/2	28.2	26.4	23.0	23.0
2	52.9	49.6	43.2	43.2

Note: C_v values are for basic Diaphragm Valve only, excluding Tee end connection.