



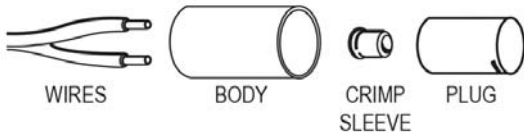
# Irrigation & Turf Technical Dri-Splice Connectors

## Dri-Splice Wire Connectors

For use in electrical systems with 30v or less.

The Spears® Dri-Splice Seal designed into each wire hole enables you to stock one connector for all applications. The Dri-Splice Seal features an interference webbing which expands to accommodate #18 through #6 gauge wire sizes. In the event only two holes are used, the Dri-Splice Seal prevents sealant from leaking out through the third hole.

### SOLD IN STANDARD PACK QUANTITIES ONLY DS-100/DS-150 & DS-400/DS-450 Dri-Splice Wire Connector Installation Information



1. Insert wires through holes in base of body.
2. Twist stripped wires together and apply crimp sleeve with an indent type crimping tool. Trim excess bare wire.
3. DS-100 & DS-150 ONLY - Fill Plug to brim with DS-300 sealant.
4. Invert body and insert plug into body until it snaps tight.
5. Push wires all the way into the plug to completely seal the crimp sleeve.
6. DS-100 & DS-150 ONLY - Be certain sealant has formed into all holes in body.



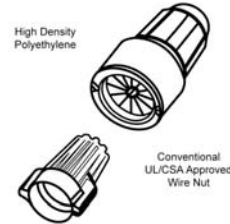
Allows easy insertion of wire, expands to appropriate wire size and seals any unused holes to prevent sealant run out

### DS-100 & DS-150 Dri-Splice

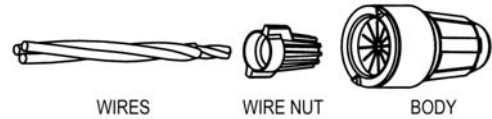
- DS-100 fits AWG #18, #14, #12, or #10
- DS-150 fits AWG #14, #12, #10, #8, or #6
- Designed to ensure waterproof connections
- Easily installed in the field without special tools
- Permanent protection for underground wire splices
- Requires the use of DS-300 Sealant

### DS-400 & DS-450 Pre-Filled Dri-Splice

- All the features of the DS-100 or DS-150, plus the added benefit of being pre-filled with Dielectric Silicone Sealant
- Reduced inventory requirements
- Ensures proper amount and type of Sealant every time
- Eliminates costly waste and clean-up
- Makes installations quick, clean and efficient



### DS-500 Dri-Splice Wire Connector Installation Information



1. Strip wires and install wire nut.
2. Wire nut wings with arrows and insert fully into body.

Sealant:

**Dri-Splice Wire Connector General Information**  
**DS-300 Sealant\*** (for DS-100 & DS-150) -MSDS available upon request.

**DS-400 & DS-450 Dielectric Silicone Sealant\*** - defined as an Article, per OSHA 29 CFR 1910, 1200, which does not require an MSDS.

**DS-500 Dielectric Silicone Sealant\*** - defined as an Article, per OSHA 29 CFR 1910, 1200, which does not require an MSDS.

Shelf Life:

**DS-300** (unopened tube) - One Year\* **DS-400 & DS-450** - Indefinite at 73°F (23°C)\* **DS-500** - Indefinite at 73°F (23°C)\*

Electrical Systems:

For use in electrical systems with 30v or less. UL Listing NOT required in most areas.

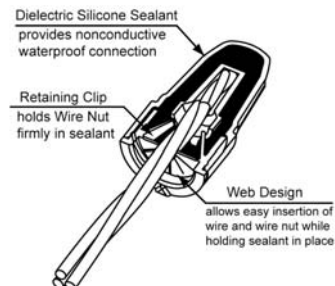
DS-100/DS-150 & DS-400/DS-450 Components:

**Plug** - PVC  
**Body** - PVC

**Crimp Sleeve** - UL and CSA Listed for 18 - 10 awg solid or stranded copper conductors.

DS-500 Components:

**Body** - Polyethylene  
**Wire Nut** - Twist-On Spring Type - UL/CSA Listed for 22 - 10 awg



### DS-500 Dri-Splice Wire Connector

For use in electrical systems with 30v or less.

Spears® NEW DS-500 Dri Splice Wire Connector is the fast, reliable and clean way of making positive, waterproof connections you can depend on. Simply twist Wire Nut on and insert into Dielectric Silicone Sealant Cartridge. The DS-500 is specially designed for irrigation systems and low voltage lighting, marine and security systems and suitable for direct burial.

- Allows full assembly and check of connection prior to sealing
- Accepts wire combinations from 3 #22 to 3 #10 AWG solid or stranded copper wire
- Special "No-Mess" cartridge design fully encloses sealant
- Internal interlock prevents disengagement of wire nut from sealant cartridge