



Schedule 80 PVC Pipe - Gray



ENGINEERING GUIDE

Contact Spears® for any Information not found.

Schedule 80 PVC Technical
Schedule 80 PVC Pipe Dimensions & Pressure Ratings



Schedule 80 Pipe Dimensions & Pressure Ratings

Nom. Pipe Size (in)	O.D.	Average I.D.	Min. Wall	Nominal Wt./Ft.	Maximum W.P. PSI*
1/8	.405	.195	0.095	0.063	1230
1/4	.540	.282	0.119	0.105	1130
3/8	.675	.403	0.126	0.146	920
1/2	.840	.526	0.147	0.213	850
3/4	1.050	.722	0.154	0.289	690
1	1.315	.936	0.179	0.424	630
1-1/4	1.660	1.255	0.191	0.586	520
1-1/2	1.900	1.476	0.200	0.711	470
2	2.375	1.913	0.218	0.984	400
2-1/2	2.875	2.290	0.276	1.500	420
3	3.500	2.864	0.300	2.010	370
3-1/2	4.000	3.326	0.318	2.452	350
4	4.500	3.786	0.337	2.938	320
5	5.563	4.768	0.375	4.078	290
6	6.625	5.709	0.432	5.610	280
8	8.625	7.565	0.500	8.522	250
10	10.750	9.493	0.593	12.635	230
12	12.750	11.294	0.687	17.384	230
14	14.000	12.410	0.750	20.852	220
16	16.000	14.213	0.843	26.810	220
18	18.000	16.014	0.937	33.544	220
20	20.000	17.814	1.031	41.047	220
24	24.000	21.418	1.218	58.233	210

Maximum PVC Service Temperature 140°F
Pressure De-rating at Elevated Temperatures

The pressure ratings given above are for water, non-shock, @ 73°F. The specified derating factors for PVC are suitable for pipe conveying water at elevated temperatures. To determine elevated temperature rating, multiply 73°F [23°C] pressure rating by appropriate factor shown in the table for desired operating temperature. When working near maximum specified temperature, solvent cement joints are recommended in place of threaded connections. Where disassembly is required at elevated temperatures, use Spears® Special reinforced (SR) adapters, flanges, unions or grooved coupling connections. Spears® recommends that only Schedule 80 or heavier wall thickness pipe should be threaded.

PVC Pipe

Operating Temp (°F)	De-Rating Factor
73	1.00
80	0.88
90	0.75
100	0.62
110	0.51
120	0.40
130	0.31
140	0.22

EX: 2" PVC SCHEDULE 80 @ 120°F = 400 psi x 0.40 = 160 psi max. @ 120°F.

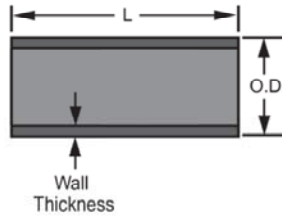
See Plastic Pipe Engineering Guide for additional information



Schedule 80 PVC Technical
Schedule 80 PVC Pipe Dimensions & Pressure Ratings

Pipe - PVC Schedule 80 Plain End

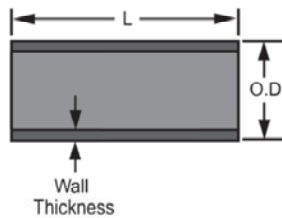
10' Lengths



Part Number	Size	L	AVG.O.D.	Minimum Wall	Approx. Wt. (Lbs./Ft)
PD-800-001-10	1/8	10	.405	.095	.06
PD-800-002-10	1/4	10	.540	.119	.10
PD-800-003-10	3/8	10	.675	.126	.14
PD-800-005-10	1/2	10	.840	.147	.21
PD-800-007-10	3/4	10	1.050	.154	.29
PD-800-010-10	1	10	1.315	.179	.40
PD-800-012-10	1-1/4	10	1.660	.191	.58
PD-800-015-10	1-1/2	10	1.900	.200	.70
PD-800-020-10	2	10	2.375	.218	.98
PD-800-025-10	2-1/2	10	2.875	.276	1.58
PD-800-030-10	3	10	3.500	.300	1.95
PD-800-040-10	4	10	4.500	.337	2.84
PD-800-060-10	6	10	6.625	.432	5.61
PD-800-080-10	8	10	8.625	.500	8.52
PD-800-100-10	10	10	10.750	.593	12.34
PD-800-120-10	12	10	12.750	.687	17.38
PD-800-140-10	14	10	14	.750	19.79
PD-800-160-10	16	10	16	.843	25.44
PD-800-180-10	18	10	18	.937	33.54
PD-800-200-10	20	10	20	1.031	41.04
PD-800-240-10	24	10	24	1.281	58.23

Pipe - PVC Schedule 80 Plain End

20' Lengths



Part Number	Size	L	AVG.O.D.	Minimum Wall	Approx. Wt. (Lbs./Ft)
PD-800-001	1/8	20	.405	.095	.06
PD-800-002	1/4	20	.540	.119	.10
PD-800-003	3/8	20	.675	.126	.14
PD-800-005	1/2	20	.840	.147	.21
PD-800-007	3/4	20	1.050	.154	.29
PD-800-010	1	20	1.315	.179	.40
PD-800-012	1-1/4	20	1.660	.191	.58
PD-800-015	1-1/2	20	1.900	.200	.70
PD-800-020	2	20	2.375	.218	.98
PD-800-025	2-1/2	20	2.875	.276	1.58

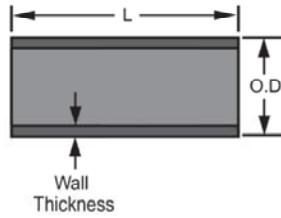
Schedule 80 PVC Technical
Schedule 80 PVC Pipe Dimensions & Pressure Ratings



Pipe - PVC Schedule 80 Plain End

(Continued)

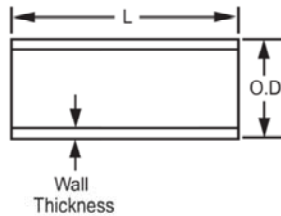
20' Lengths



Part Number	Size	L	AVG.O.D.	Minimum Wall	Approx. Wt. (Lbs./Ft)
PD-800-030	3	20	3.500	.300	1.95
PD-800-040	4	20	4.500	.337	2.84
PD-800-050	5	20	5.563	.375	4.07
PD-800-060	6	20	6.625	.432	5.61
PD-800-080	8	20	8.625	.500	8.52
PD-800-100	10	20	10.750	.593	12.34
PD-800-120	12	20	12.750	.687	17.38
PD-800-140	14	20	14	.750	19.79
PD-800-160	16	20	16	.843	25.44
PD-800-180	18	20	18	.937	33.54
PD-800-200	20	20	20	1.031	41.04
PD-800-240	24	20	24	1.218	58.23

Pipe - Clear PVC Schedule 80 Plain End

10' Lengths



Part Number	Size	L	AVG.O.D.	Minimum Wall	Approx. Wt. (Lbs./Ft)
PD-800-002L-10	1/4	10	.540	.119	.08
PD-800-003L-10	3/8	10	.675	.126	.14
PD-800-005L-10	1/2	10	.840	.147	.21
PD-800-007L-10	3/4	10	1.050	.154	.29
PD-800-010L-10	1	10	1.315	.179	.39
PD-800-012L-10	1-1/4	10	1.660	.191	.58
PD-800-015L-10	1-1/2	10	1.900	.200	.70
PD-800-020L-10	2	10	2.375	.218	.98
PD-800-025L-10	2-1/2	10	2.875	.276	1.58
PD-800-030L-10	3	10	3.500	.300	1.95
PD-800-040L-10	4	10	4.500	.337	2.84
PD-800-060L-10	6	10	6.625	.432	5.61