

CLAMP-ON SADDLES

Simple Two-Piece Design Engineered for Reliability



Spears® CPVC Clamp-On Saddles allow quick, easy and reliable addition of branch lines to existing piping system lines. These versatile saddle units can be used in either temporary or permanent installations on all types of pipe with IPS (Iron Pipe size) outside diameter, such as PVC, CPVC, Polyethylene, Polypropylene and Steel.

Excellent Metal-to-Plastic System Transition

Easily installs on metal pipe as a transition to plastic system.

Tee or Cross Configurations

Available in 2" - 12" IPS pipe saddle with socket outlets in sizes 1/2" - 6" and Special Reinforced (SR) threaded outlets in sizes 1/2" - 6", single Tee or double Cross configurations.

Patented SR Design Female Threads

Patented Special Reinforced (SR) design on female thread outlets for superior strength.

O-ring Options

Choice of high grade Buna-N or EPDM O-rings for Schedule 40 and EPDM or FKM O-rings for Schedule 80, for application specific selection for optimum chemical resistance.

Multi-Bolt Design, Choice of Hardware

Positive attachment eliminates splitting problems associated with plastic wedge fasteners and outperforms 2-Bolt clamp saddle designs. Choose zinc plated or stainless steel nut, bolt and washer hardware.

Excellent Pressure Capabilities

Maximum internal pressure rating of 235 psi through 4", 200 psi for 6", and 150 psi for 8" - 12" at 73°F.

Sample Engineering Specification

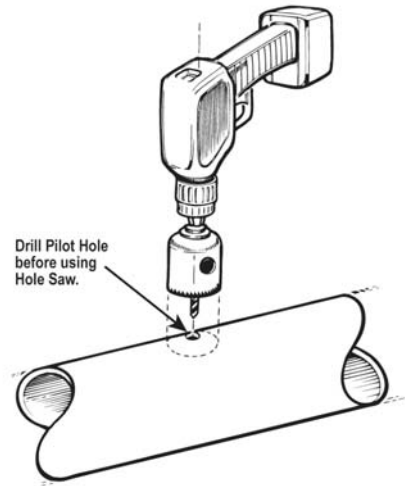
All thermoplastic saddles shall be clamp-on type with O-ring seal constructed from CPVC Type IV cell classification 23447. All O-rings shall be Buna-N, EPDM or FKM. All saddles shall be piloted at O-ring area for positive positioning in pipe. All bolt clamping hardware shall be zinc plated steel or stainless steel. All threaded saddle outlets shall be Special Reinforced (SR) design. Saddles shall be pressure rated at 235 psi for use on pipe sizes through 4" nominal IPS diameters, 200 psi for use on 6" pipe, and 150 psi for use on 8" - 12" pipe, maximum internal pressure for water at 73°F, as manufactured by Spears® Manufacturing Company.



Schedule 80 CPVC Technical Schedule 80 CPVC Saddles

Clamp-On Saddle Installation Instructions

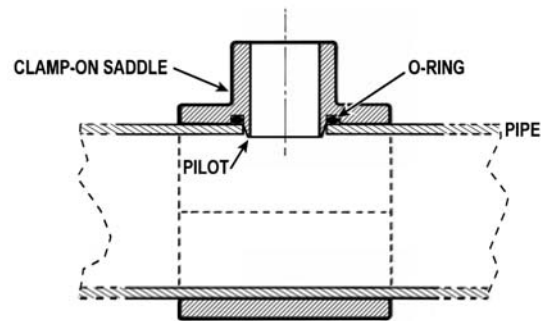
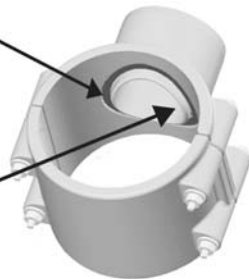
1. Using a standard industrial grade hole-saw, cut specified hole in desired position on pipe according to recommended hole saw size engraved on the saddle. **Note:** Care must be taken to deburr hole and remove all residue from hole area to assure tight fit and avoid leakage.
2. Fully seat O-ring in groove on underside of saddle outlet component. Position over hole and fully seat saddle onto pipe. Note: Certain saddle outlets are piloted. Be sure pilot lip fully engages with hole in pipe.
3. Place strap component opposite outlet and secure with bolts (4), nuts (4) and washers (8). Important: Washers **MUST** be placed under each bolt head (1) and under each nut (1) to avoid damage to saddle.
4. Tighten bolts to specified torque.



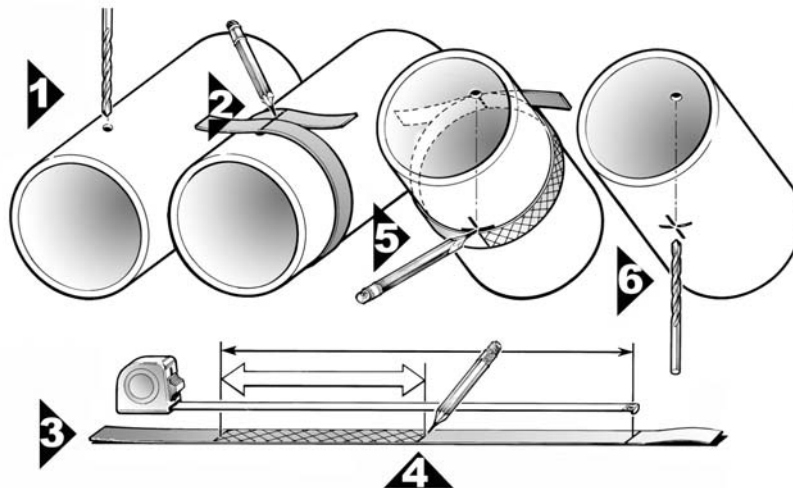
Saddle Size	2	3	4	6 & up
Recommended Bolt-Torque -ft/lb	8	8	8	10

O-ring seal provides positive, trouble-free sealing to pipe.

Special pilot engages with hole in pipe to prevent saddle dislocation.



For Double Outlet Saddle Installation —Determine second outlet hole position as shown

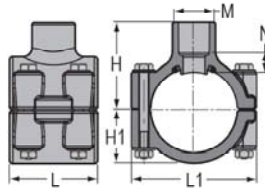


Schedule 80 CPVC Technical
Schedule 80 CPVC Saddles



**Clamp-On Saddle x Socket
 Single Outlet, CPVC Gray**

with EPDM O-ring Seal & Zinc-Plated Hardware
 2"- 4" 235, 6" 200, 8"-12" 150 psi @ 73°F (23°C)
 Dimensions Also Applicable to
 866S-XXXC, 866V-XXXC & 866SV-XXXC



Part Number	Size	H	H1	L	L1	M	N	Bolt Torque FT./LBS.	Hole Size	No of Bolts	Approx. Wt. (Lbs.)
866-247C	2X1/2	2- 3/8	1- 1/2	2- 7/16	3- 7/16	1- 3/16	5/16	8	3/4	4	.66
866-248C	2X3/4	2-9/16	1- 1/2	2- 7/16	3- 7/16	1- 3/8	5/16	8	7/8	4	.67
866-249C	2X1	2-11/16	1- 1/2	2- 7/16	3- 7/16	1-11/16	5/16	8	1-1/8	4	.69
866-250C	2X1-1/4	2-13/16	1- 1/2	2- 7/16	3- 7/16	2- 1/16	5/16	8	1-1/2	4	.71
866-251C	2X1-1/2	2-15/16	1- 1/2	2- 7/16	3- 7/16	2-13/32	11/32	8	1-1/2	4	.77
866-291C	2-1/2X1-1/2	3- 3/16	1-3/4	4-1/8	4-1/8	2-13/32	11/32	8	7/8	4	1.11
866-333C ¹	3X1/2	3-11/32	2	3	4-3/4	1- 3/8	11/16	8	7/8	4	.96
866-334C	3X3/4	3- 1/16	2	3	4-3/4	1- 3/8	9/32	8	1-1/8	4	.93
866-335C	3X1	3- 3/16	2	3	4-3/4	1-11/16	9/32	8	2-1/4	4	.95
866-336C ¹	3X1-1/4	3-15/16	2	4-1/8	4-3/4	3	15/16	8	2-1/4	4	1.53
866-337C ¹	3X1-1/2	3-7/8	2	4-1/8	4-3/4	3	23/32	8	2-1/4	4	1.48
866-338C	3X2	3-11/16	2	4-1/8	4-3/4	3	3/8	8	1-1/8	4	1.32
866-415C ¹	4X1/2	4-1/32	2- 5/8	3	5-13/16	1-11/16	29/32	8	1-1/8	4	1.40
866-416C ¹	4X3/4	4-1/32	2- 5/8	3	5-13/16	1-11/16	25/32	8	1-1/8	4	1.37
866-417C	4X1	3-27/32	2- 5/8	3	5-13/16	1-11/16	13/32	8	1-1/8	4	1.33
866-418C ¹	4X1-1/4	4-3/8	2- 5/8	4-1/8	5-13/16	2-7/16	27/32	8	1-3/4	4	1.76
866-419C	4X1-1/2	4-1/16	2- 5/8	4-1/8	5-13/16	2-7/16	13/32	8	1-3/4	4	1.69
866-420C	4X2	4-1/4	2- 5/8	4- 1/8	5-13/16	3	7/16	8	2-1/4	4	1.81
866-421C ¹	4X2-1/2	5	2- 5/8	5-1/2	5-13/16	4- 9/32	31/32	8	3	4	2.98
866-422C	4X3	4-11/16	2-5/8	5-1/2	5-13/16	4-9/32	17/32	8	3	4	2.57
866-523C ¹	6X1/2	5-3/8	3-13/16	3	8-3/16	1-11/16	1-1/8	10	1-1/8	4	2.61
866-524C ¹	6X3/4	5-11/32	3-13/16	3	8-3/16	1-11/16	1	10	1-1/8	4	2.57
866-525C	6X1	5- 1/8	3-13/16	3	8-3/16	1-11/16	5/8	10	1-1/8	4	2.54
866-526C ¹	6X1-1/4	5-11/16	3-13/16	4- 1/8	8-3/16	3	1-1/8	10	2-1/4	4	3.55
866-527C ¹	6X1-1/2	5-11/16	3-3/16	4- 1/8	8-3/16	3	1- 1/4	10	2-1/4	4	3.50
866-528C	6X2	5- 1/2	3-13/16	4- 1/8	8-3/16	3	11/16	10	2-1/4	4	3.34
866-529C ¹	6X2-1/2	6-7/32	3-13/16	6	8-3/16	4-9/32	1-1/8	10	2-1/4	4	5.15
866-530C	6X3	5-7/8	3-13/16	6	8-3/16	4-9/32	11/16	10	3	4	4.74
866-532C	6X4	6	3-13/16	6-1/16	9-13/16	5-1/4	7/16	10	4	6	5.55
866-573C ¹	8X1/2	6-3/4	4- 7/8	8-1/2	10-1/16	5-1/4	1-9/16	10	2-1/8	6	8.89
866-574C ¹	8X3/4	6-11/16	4- 7/8	8- 1/2	10-1/16	3	1-3/8	10	2-1/8	6	8.87
866-575C ¹	8X1	6-3/4	4- 7/8	8- 1/2	10-1/16	3	1-5/16	10	2-1/8	6	8.84
866-576C ¹	8X1-1/4	6-5/8	4- 7/8	8- 1/2	10-1/16	3	1-1/16	10	2-1/8	6	10.56
866-577C ¹	8X1-1/2	6-11/16	4- 7/8	8- 1/2	10-1/16	3	1	10	2-1/8	6	10.53
866-578C	8X2	6-1/2	4- 7/8	8- 1/2	10-1/16	3	11/16	10	2-1/8	6	8.60
866-579C ¹	8X2-1/2	7-5/8	4- 7/8	8-1/2	10-1/16	5-1/4	1-1/2	10	4	6	10.07
866-580C ¹	8X3	7-5/8	4- 7/8	8- 1/2	10-1/16	5-1/4	1-7/16	10	4	6	9.86
866-582C	8X4	7- 5/16	4- 7/8	8- 1/2	10-1/16	5- 1/4	11/16	10	4	6	9.00
866-585C	8X6	8- 3/32	4- 7/8	8- 1/2	10-1/16	7-11/16	11/16	10	6	6	10.35
866-621C ¹	10X2	8-13/16	6	8-1/2	12-1/4	5-1/4	1-15/16	10	4	6	13.99
866-624C	10X4	8-7/16	6	8- 1/2	12-1/4	5- 1/4	13/16	10	4	6	12.89
866-626C	10X6	9-3/16	6	8- 1/2	12-1/4	7-11/16	13/16	10	6	6	13.89

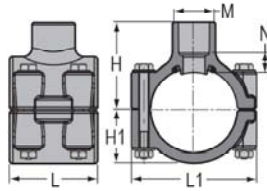


Schedule 80 CPVC Technical
Schedule 80 CPVC Saddles

Clamp-On Saddle x Socket
Single Outlet, CPVC Gray

(Continued)

with EPDM O-ring Seal & Zinc-Plated Hardware
2"- 4" 235, 6" 200, 8"-12" 150 psi @ 73°F (23°C)
Dimensions Also Applicable to
866S-XXXC, 866V-XXXC & 866SV-XXXC

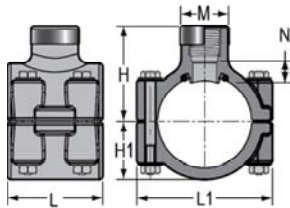


Part Number	Size	H	H1	L	L1	M	N	Bolt Torque FT./LBS.	Hole Size	No of Bolts	Approx. Wt. (Lbs.)
866-664C	12X4	9-1/2	7-1/8	8- 1/2	14-1/4	5- 1/4	7/8	10	4	6	16.59
866-666C	12X6	10-5/16	7-1/8	8- 1/2	14-1/4	7-11/16	7/8	10	6	6	17.59

¹ Outlet-sized with Bushing

Clamp-On Saddle x SR Thread
Single Outlet, CPVC Gray

with EPDM O-ring Seal & Zinc-Plated Hardware
2"- 4" 235, 6" 200, 8"-12" 150 psi @ 73°F (23°C)
Dimensions Also Applicable to
867S-XXXCSR, 867V-XXXCSR
& 867SV-XXXCSR



Part Number	Size	H	H1	L	L1	M	N	Bolt Torque FT./LBS.	Hole Size	No of Bolts	Approx. Wt. (Lbs.)
867-247CSR	2X1/2	2-13/32	1- 1/2	2- 7/16	3- 7/16	1-7/32	1/2	8	3/4	4	.68
867-248CSR	2X3/4	2-9/16	1- 1/2	2- 7/16	3- 7/16	1- 3/8	5/8	8	7/8	4	.69
867-249CSR	2X1	2-11/16	1- 1/2	2- 7/16	3- 7/16	1-23/32	9/16	8	1-1/8	4	.72
867-250CSR	2X1-1/4	2-13/16	1- 1/2	2- 7/16	3- 7/16	2- 1/16	11/16	8	1-1/2	4	.76
867-251CSR	2X1-1/2	2-15/16	1- 1/2	2- 7/16	3- 7/16	2-7/16	1-3/16	8	1-1/2	4	.82
867-291CSR	2-1/2X1-1/2	3- 3/16	1-3/4	4-1/8	4-1/8	2-7/16	13/16	8	1-3/4	4	1.18
867-333CSR ¹	3X1/2	3- 5/16	2	3	4-3/4	1- 3/8	13/16	8	7/8	4	.97
867-334CSR	3X3/4	3- 1/16	2	3	4-3/4	1- 3/8	19/32	8	7/8	4	.95
867-335CSR	3X1	3- 3/16	2	3	4-3/4	1-23/32	17/32	8	1-1/8	4	.98
867-336CSR ¹	3X1-1/4	3-7/8	2	4-1/8	4-3/4	3-1/32	1-3/16	8	2-1/4	4	1.61
867-337CSR ¹	3X1-1/2	3-7/8	2	4-1/8	4-3/4	3-1/32	1-3/16	8	2-1/4	4	1.56
867-338CSR	3X2	3-11/16	2	4-1/8	4-3/4	3	15/16	8	2-1/4	4	1.44
867-415CSR ¹	4X1/2	4-1/32	2- 5/8	3	5-13/16	1-23/32	1-1/16	8	1-1/8	4	1.41
867-416CSR ¹	4X3/4	4-1/8	2- 5/8	3	5-13/16	1-23/32	1-5/32	8	1-1/8	4	1.41
867-417CSR	4X1	3-7/8	2- 5/8	3	5-13/16	1-23/32	11/16	8	1-1/8	4	1.37
867-418CSR ¹	4X1-1/4	4-7/32	2- 5/8	4-1/8	5-13/16	2-7/16	1-1/32	8	1-3/4	4	1.82
867-419CSR	4X1-1/2	4-1/16	2- 5/8	4-1/8	5-13/16	2-7/16	7/8	8	1-3/4	4	1.80
867-420CSR	4X2	4-1/4	2- 5/8	4- 1/8	5-13/16	3-1/32	1	8	2-1/4	4	1.90
867-421CSR ¹	4X2-1/2	5-5/32	2- 5/8	5-1/2	5-13/16	4-5/16	1-5/16	8	3	4	3.15
867-422CSR	4X3	4-3/4	2-5/8	5-1/2	5-13/16	4-5/16	1	8	3	4	2.78
867-523CSR ¹	6X1/2	5-11/32	3-13/16	3	8-3/16	1-23/32	1-5/16	8	1-1/8	4	2.62
867-524CSR ¹	6X3/4	5-3/8	3-13/16	3	8-3/16	1-23/32	1-11/32	10	1-1/8	4	2.61
867-525CSR	6X1	5- 1/8	3-13/16	3	8-3/16	1-32/32	7/8	10	1-1/8	4	2.58
867-526CSR ¹	6X1-1/4	5-3/4	3-13/16	4- 1/8	8-3/16	3-1/32	1-7/16	10	2-1/4	4	3.63
867-527CSR ¹	6X1-1/2	5-3/4	3-13/16	4- 1/8	8-3/16	3-1/32	1-7/16	10	2-1/4	4	3.58
867-528CSR	6X2	5- 1/2	3-13/16	4- 1/8	8-3/16	3-1/32	1-3/16	10	2-1/4	4	3.43
867-529CSR ¹	6X2-1/2	6-9/32	3-13/16	6	8-3/16	4-5/16	1-13/32	10	3	4	5.31

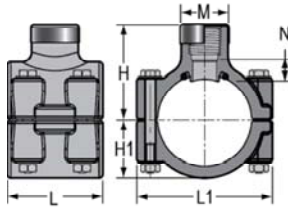
Schedule 80 CPVC Technical
Schedule 80 CPVC Saddles



**Clamp-On Saddle x SR Thread
 Single Outlet, CPVC Gray**

(Continued)

with EPDM O-ring Seal & Zinc-Plated Hardware
 2"- 4" 235, 6" 200, 8"-12" 150 psi @ 73°F (23°C)
 Dimensions Also Applicable to
 867S-XXXCSR, 867V-XXXCSR
 & 867SV-XXXCSR

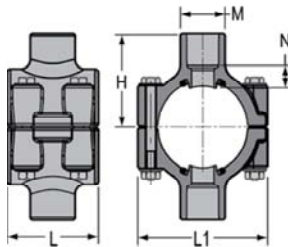


Part Number	Size	H	H1	L	L1	M	N	Bolt Torque FT./LBS.	Hole Size	No of Bolts	Approx. Wt. (Lbs.)
867-530CSR	6X3	5-7/8	3-13/16	6	8-3/16	4-5/16	15/32	10	3	4	4.92
867-532CSR	6X4	6	3-13/16	6-1/16	9-13/16	5-1/4	1-3/16	10	4	4	5.89
867-573CSR ¹	8X1/2	6-15/16	4- 7/8	8- 1/2	10-1/16	3	1-7/8	10	2-1/8	6	8.90
867-574CSR	8X3/4	6-15/16	4- 7/8	8- 1/2	10-1/16	3	1-13/16	10	2-1/8	6	8.90
867-575CSR ¹	8X1	6-15/16	4- 7/8	8- 1/2	10-1/16	3	1-11/16	10	2-1/8	6	8.92
867-576CSR ¹	8X1-1/4	6-3/4	4-7/8	8-1/2	10-1/16	3-1/32	1-7/16	10	2-1/8	6	8.89
867-577CSR ¹	8X1-1/2	6-3/4	4- 7/8	8- 1/2	10-1/16	3-1/32	1-7/16	10	2-1/8	6	8.84
867-578CSR ¹	8X2	6-1/2	4- 7/8	8- 1/2	10-1/16	3-1/32	1-7/32	10	2-1/8	6	8.61
867-579CSR ¹	8X2-1/2	7-11/16	4- 7/8	8- 1/2	10-1/16	5- 1/4	1-3/4	10	4	6	10.15
867-580CSR ¹	8X3	7-11/16	4- 7/8	8- 1/2	10-1/16	5- 1/4	1-13/16	10	4	6	9.93
867-582CSR	8X4	7- 5/16	4- 7/8	8- 1/2	10-1/16	5- 1/4	1- 1/2	10	4	6	9.31
867-585CSR	8X6	8-1/16	4- 7/8	8- 1/2	10-1/16	7-21/32	2-1/4	10	6	6	10.85
867-624CSR	10X4	8-7/16	6	8- 1/2	12-1/4	5- 1/4	1-17/32	10	4	6	13.14
867-626CSR	10X6	9-7/32	6	8- 1/2	12-1/4	7-21/32	2-5/16	10	6	6	14.55
867-664CSR	12X4	9-1/2	7-1/8	8- 1/2	14-1/4	5- 1/4	1- 5/8	10	4	6	16.77
867-666CSR	12X6	10-9/32	7-1/8	8- 1/2	14-1/4	7-21/32	2-3/8	10	6	6	18.23

¹ Outlet-sized with Bushing

**Clamp-On Saddle x Socket
 Double Outlet, CPVC Gray**

with EPDM O-ring Seal & Zinc-Plated Hardware
 2"- 4" 235, 6" 200, 8"-12" 150 psi @ 73°F (23°C)
 Dimensions Also Applicable to
 868S-XXXC, 868V-XXXC & 868SV-XXXC



Part Number	Size	H	L	L1	M	N	Bolt Torque FT./LBS.	Hole Size	No of Bolts	Approx. Wt. (Lbs.)
868-247C	2X1/2	2- 3/8	2- 7/16	3- 7/16	1- 3/16	5/16	8	3/4	4	.69
868-248C	2X3/4	2-9/16	2- 7/16	3- 7/16	1- 3/8	5/16	8	7/8	4	.70
868-249C	2X1	2-11/16	2- 7/16	3- 7/16	1-11/16	5/16	8	1-1/8	4	.75
868-250C	2X1-1/4	2-13/16	2- 7/16	3- 7/16	2- 1/16	5/16	8	1-1/2	4	.78
868-251C	2X1-1/2	2-15/16	2- 7/16	3- 7/16	2-13/32	11/32	8	1-1/2	4	.91
868-291C	2-1/2X1-1/2	3- 3/16	4-1/8	4-1/8	2-11/32	11/32	8	1-3/4	4	1.25
868-333C ¹	3X1/2	3-11/32	3	4-3/4	1- 3/8	11/16	8	7/8	4	1.02
868-334C	3X3/4	3- 1/16	3	4-3/4	1- 3/8	9/32	8	7/8	4	.97
868-335C	3X1	3- 3/16	3	4-3/4	1-11/16	9/32	8	1-1/8	4	1.00
868-336C ¹	3X1-1/4	3-15/16	4-1/8	4-3/4	3	15/16	8	2-1/4	4	1.97
868-337C ¹	3X1-1/2	3-7/8	4-1/8	4-3/4	3	23/32	8	2-1/4	4	1.87
868-338C	3X2	3-11/16	4-1/8	4-3/4	3	3/8	8	2-1/4	4	1.56
868-415C ¹	4X1/2	4-1/32	3	5-13/16	1-11/16	29/32	8	1-1/8	4	1.53

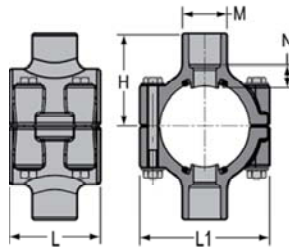


Schedule 80 CPVC Technical
Schedule 80 CPVC Saddles

Clamp-On Saddle x Socket
Double Outlet, CPVC Gray

(Continued)

with EPDM O-ring Seal & Zinc-Plated Hardware
 2"- 4" 235, 6" 200, 8"-12" 150 psi @ 73°F (23°C)
 Dimensions Also Applicable to
 868S-XXXC, 868V-XXXC & 868SV-XXXC



Part Number	Size	H	L	L1	M	N	Bolt Torque FT./LBS.	Hole Size	No of Bolts	Approx. Wt. (Lbs.)
868-416C ¹	4X3/4	4-1/32	3	5-13/16	1-11/16	25/32	8	1-1/8	4	1.47
868-417C	4X1	3-27/32	3	5-13/16	1-11/16	13/32	8	1-1/8	4	1.40
868-418C ¹	4X1-1/4	4-3/8	4-1/8	5-13/16	2-7/16	27/32	8	1-3/4	4	1.93
868-419C	4X1-1/2	4-1/16	4-1/8	5-13/16	2-7/16	13/32	8	1-3/4	4	1.79
868-420C	4X2	4-1/4	4-1/8	5-13/16	3	7/16	8	2-1/4	4	2.04
868-421C ¹	4X2-1/2	5	5-1/2	5-13/16	4-9/32	31/32	8	3	4	3.96
868-422C	4X3	4-11/16	5-1/2	5-13/16	4-9/32	17/32	8	3	4	3.14
868-523C ¹	6X1/2	5-5/16	3	8-3/16	1-11/16	1-1/8	8	1-1/8	4	2.74
868-524C ¹	6X3/4	5-11/32	3	8-3/16	1-11/16	1	10	1-1/8	4	2.67
868-525C	6X1	5-1/8	3	8-3/16	1-11/16	5/8	10	1-1/8	4	2.60
868-526C ¹	6X1-1/4	5-11/16	4-1/8	8-3/16	3	1-1/8	10	2-1/4	4	3.96
868-527C ¹	6X1-1/2	5-11/16	4-1/8	8-3/16	3	1	10	2-1/4	4	3.86
868-528C	6X2	5-1/2	4-1/8	8-3/16	3	11/16	10	2-1/4	4	3.55
868-529C ¹	6X2-1/2	6-7/32	6	8-3/16	4-9/32	1-1/8	10	3	4	6.08
868-530C	6X3	5-7/8	6	8-3/16	4-9/32	11/16	10	3	4	5.26
868-532C	6X4	6	6-1/16	9-13/16	5-1/4	7/16	10	4	6	6.10
868-573C ¹	8X1/2	6-3/4	8-1/2	10-1/16	3	1-9/16	10	2-1/8	6	9.42
868-574C ¹	8X3/4	6-11/16	8-1/2	10-1/16	3	1-3/8	10	2-1/8	6	9.38
868-575C ¹	8X1	6-3/4	8-1/2	10-1/16	3	1-5/16	10	2-1/8	6	9.31
868-576C ¹	8X1-1/4	6-5/8	8-1/2	10-1/16	3	1-1/16	10	2-1/8	6	12.76
868-577C ¹	8X1-1/2	6-11/16	8-1/2	10-1/16	3	1	10	2-1/8	6	12.70
868-578C ¹	8X2	6-1/2	8-1/2	10-1/16	3	1-7/8	10	2-1/8	6	8.83
868-579C ¹	8X2-1/2	7-5/8	8-1/2	10-1/16	5-1/4	1-1/2	10	4	6	11.78
868-580C ¹	8X3	7-5/8	8-1/2	10-1/16	5-1/4	1-7/16	10	4	6	11.36
868-582C	8X4	7-5/16	8-1/2	10-1/16	5-1/4	11/16	10	4	6	9.64
868-585C	8X6	8-3/32	8-1/2	10-1/16	7-11/16	11/16	10	6	6	12.33
868-624C	10X4	8-7/16	8-1/2	12-1/4	5-1/4	13/16	10	4	6	13.47
868-626C	10X6	9-3/16	8-1/2	12-1/4	7-11/16	13/16	10	6	6	15.46
868-664C	12X4	9-1/2	8-1/2	14-1/4	5-1/4	7/8	10	4	6	17.10
868-666C	12X6	10-5/16	8-1/2	14-1/4	7-11/16	7/8	10	6	6	19.09

¹ Outlet-sized with Bushing

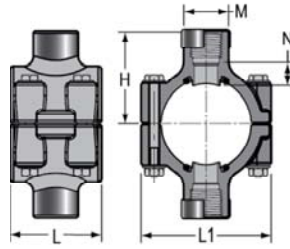


Schedule 80 CPVC Technical
Schedule 80 CPVC Saddles



**Clamp-On Saddle x SR Thread
 Double Outlet, CPVC Gray**

with EPDM O-ring Seal & Zinc-Plated Hardware
 2"- 4" 235, 6" 200, 8"-12" 150 psi @ 73°F (23°C)
 Dimensions Also Applicable to
 869S-XXXCSR, 869V-XXXCSR
 & 869SV-XXXCSR



Part Number	Size	H	L	L1	M	N	Bolt Torque FT./LBS.	Hole Size	No of Bolts	Approx. Wt. (Lbs.)
869-247CSR	2X1/2	2-13/32	2- 7/16	3- 7/16	1-7/32	1/2	8	3/4	4	.72
869-248CSR	2X3/4	2-9/16	2- 7/16	3- 7/16	1- 3/8	5/8	8	7/8	4	.75
869-249CSR	2X1	2-11/16	2- 7/16	3- 7/16	1-23/32	9/16	8	1-1/8	4	.79
869-250CSR	2X1-1/4	2-13/16	2- 7/16	3- 7/16	2- 1/16	11/16	8	1-1/2	4	.88
869-251CSR	2X1-1/2	2-15/16	2- 7/16	3- 7/16	2-7/16	13/16	8	1-1/2	4	1.00
869-291CSR	2-1/2X1-1/2	3- 3/16	4-1/8	4-1/8	2-7/16	13/16	8	1-3/4	4	1.40
869-333CSR ¹	3X1/2	3- 5/16	3	4-3/4	1- 3/8	13/16	8	7/8	4	1.05
869-334CSR	3X3/4	3- 1/16	3	4-3/4	1- 3/8	19/32	8	7/8	4	1.00
869-335CSR	3X1	3- 3/16	3	4-3/4	1-23/32	17/32	8	1-1/8	4	1.06
869-336CSR ¹	3X1-1/4	3-7/8	4-1/8	4-3/4	3-1/32	1-3/16	8	2-1/4	4	2.13
869-337CSR ¹	3X1-1/2	3-7/8	4-1/8	4-3/4	3-1/32	1-3/16	8	2-1/4	4	2.04
869-338CSR	3X2	3-11/16	4-1/8	4-3/4	3-1/32	15/16	8	2-1/4	4	1.79
869-415CSR ¹	4X1/2	4-1/32	3	5-13/16	1-23/32	1-1/16	8	1-1/8	4	1.55
869-416CSR ¹	4X3/4	4-3/32	3	5-13/16	1-23/32	1- 1/8	8	1-1/8	4	1.54
869-417CSR	4X1	3-7/8	3	5-13/16	1-23/32	11/16	8	1-1/8	4	1.46
869-418CSR ¹	4X1-1/4	4-7/32	4-1/8	5-13/16	2-7/16	1-1/32	8	1-3/4	4	2.05
869-419CSR	4X1-1/2	4-1/16	4-1/8	5-13/16	2-7/16	7/8	8	1-3/4	4	2.01
869-420CSR	4X2	4-1/4	4- 1/8	5-13/16	3-1/32	1	8	2-1/4	4	2.20
869-421CSR ¹	4X2-1/2	5-5/32	5-1/2	5-13/16	4-5/16	1-5/16	8	3	4	4.29
869-422CSR	4X3	4-3/4	5-1/2	5-13/16	4-5/16	31/32	1	3	4	3.55
869-523CSR ¹	6X1/2	5-11/32	3	8-3/16	1-23/32	1-5/16	8	1-1/8	4	2.75
869-524CSR ¹	6X3/4	5-3/8	3	8-3/16	1-23/32	1-11/32	10	1-1/8	4	2.75
869-525CSR	6X1	5- 1/8	3	8-3/16	1-23/32	7/8	10	1-1/8	4	2.68
869-526CSR ¹	6X1-1/4	5-3/4	4- 1/8	8-3/16	3-1/32	1-7/16	10	2-1/4	4	4.13
869-527CSR ¹	6X1-1/2	5-3/4	4- 1/8	8-3/16	3-1/32	1-7/16	10	2-1/4	4	4.03
869-528CSR	6X2	5- 1/2	4- 1/8	8-3/16	3-1/32	1-3/16	10	2-1/4	4	3.73
869-529CSR ¹	6X2-1/2	6-9/32	6	8-3/16	4-5/16	1-13/32	10	3	4	6.40
869-530CSR	6X3	5-7/8	6	8-3/16	4-5/16	1-5/32	10	3	4	5.61
869-532CSR	6X4	6	6-1/16	9-13/16	5-1/4	1-3/16	10	4	4	6.79
869-573CSR ¹	8X1/2	6-15/16	8- 1/2	10-1/16	3	1-7/8	10	2-1/8	6	9.43
869-574CSR ¹	8X3/4	6-15/16	8- 1/2	10-1/16	3	1-13/16	10	2-1/8	6	9.43
869-575CSR ¹	8X1	6-15/16	8- 1/2	10-1/16	3	1-11/16	10	2-1/8	6	9.47
869-576CSR ¹	8X1-1/4	6-3/4	8- 1/2	10-1/16	3-1/32	1-7/16	10	2-1/8	6	9.41
869-577CSR ¹	8X1-1/2	6-3/4	8- 1/2	10-1/16	3-1/32	1-7/16	10	2-1/8	6	9.31
869-578CSR ¹	8X2	6-1/2	8- 1/2	10-1/16	3-1/32	1-7/32	10	2-1/8	6	8.85
869-579CSR ¹	8X2-1/2	7-11/16	8- 1/2	10-1/16	5- 1/4	1-3/4	10	4	6	11.94
869-580CSR ¹	8X3	7-11/16	8- 1/2	10-1/16	5- 1/4	1-13/16	10	4	6	11.50
869-582CSR	8X4	7- 5/16	8- 1/2	10-1/16	5- 1/4	1- 1/2	10	4	6	10.26
869-585CSR	8X6	8-1/16	8- 1/2	10-1/16	7-21/32	2-1/4	10	6	6	13.33
869-624CSR	10X4	8-7/16	8- 1/2	12-1/4	5- 1/4	1-17/32	10	4	6	13.97
869-626CSR	10X6	9-7/32	8- 1/2	12-1/4	7-21/32	2-5/16	10	6	6	16.78
869-664CSR	12X4	9-1/2	8- 1/2	14-1/4	5- 1/4	1- 5/8	10	4	6	17.47

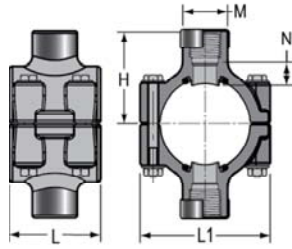


Schedule 80 CPVC Technical
Schedule 80 CPVC Saddles

**Clamp-On Saddle x SR Thread
 Double Outlet, CPVC Gray**

(Continued)

with EPDM O-ring Seal & Zinc-Plated Hardware
 2"- 4" 235, 6" 200, 8"-12" 150 psi @ 73°F (23°C)
 Dimensions Also Applicable to
 869S-XXXCSR, 869V-XXXCSR
 & 869SV-XXXCSR



Part Number	Size	H	L	L1	M	N	Bolt Torque FT./LBS.	Hole Size	No of Bolts	Approx. Wt. (Lbs.)
869-666CSR	12X6	10- 3/8	8- 1/2	14- 5/16	7- 5/8	2- 1/4	10	6	6	20.38

¹ Outlet-sized with Bushing

