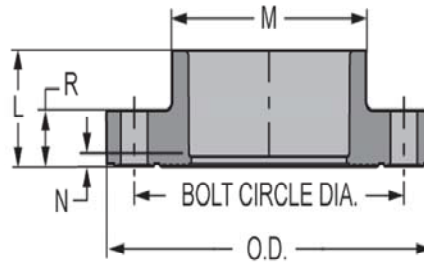


Schedule 80 CPVC Technical
CPVC Pipe Flange Dimensions & Information



Flange One Piece

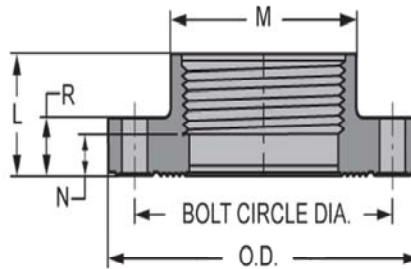
Socket



Part Number	Size	L	M	N	O.D.	R	Bolt Circle Dia.	Bolt Size	Min. Bolt Length	No of Bolts	Approx. Wt. (Lbs.)
851-005C	1/2	1-1/16	1-9/32	5/32	3-1/2	9/16	2-3/8	1/2	2	4	.22
851-007C	3/4	1-3/16	1-1/2	3/16	3-7/8	5/8	2-3/4	1/2	2	4	.28
851-010C	1	1-5/16	1-13/16	3/16	4-1/4	11/16	3-1/8	1/2	2-1/4	4	.46
851-012C	1-1/4	1-13/32	2-3/16	5/32	4-5/8	11/16	3-1/2	1/2	2-1/4	4	.44
851-015C	1-1/2	1-21/32	2-1/2	1/4	5-1/32	13/16	3-7/8	1/2	2-1/2	4	.62
851-020C	2	1-23/32	2-7/8	7/32	5-15/16	7/8	4-3/4	5/8	3	4	.95
851-025C	2-1/2	2-1/4	3-1/2	15/32	7	1-1/16	5-1/2	5/8	3-1/4	4	1.54
851-030C	3	2-5/16	4-9/32	7/16	7-9/16	1-3/32	6	5/8	3-1/4	4	1.86
851-040C	4	2-15/32	5-1/4	7/32	9-1/16	1-5/16	7-1/2	5/8	3-1/2	8	2.87
851-050C	5	3-7/32	6-3/8	3/16	10-3/16	1-1/32	8-1/2	3/4	3-1/4	8	3.17
851-060C	6	3-5/16	7-19/32	9/32	10-15/16	1-13/32	9-1/2	3/4	4	8	4.34
851-080C	8	4-21/32	9-3/4	19/32	13-17/32	1-23/32	11-11/16	3/4	4-1/2	8	8.28
851-100C	10	5-15/32	11-13/16	15/32	16	1-3/4	14-1/4	7/8	4	12	13.52
851-120C	12	6-5/8	14	5/8	19	2-1/4	17	7/8	6	12	18.81

Flange One Piece

Fipt



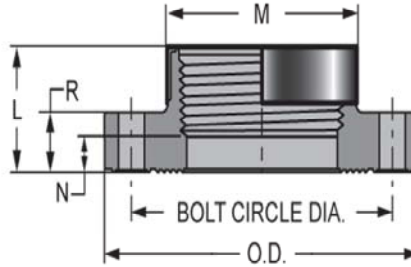
Part Number	Size	L	M	N	O.D.	R	Bolt Circle Dia.	Bolt Size	No of Bolts	Approx. Wt. (Lbs.)
852-005C	1/2	1-1/16	1-9/32	5/16	3-1/2	9/16	2-3/8	1/2	4	.22
852-007C	3/4	1-3/16	1-17/32	15/32	3-7/8	5/8	2-3/4	1/2	4	.29
852-010C	1	1-5/16	1-27/32	13/32	4-1/4	3/4	3-1/8	1/2	4	.49
852-012C	1-1/4	1-3/8	2-7/32	17/32	4-5/8	23/32	3-1/2	1/2	4	.45
852-015C	1-1/2	1-5/8	2-1/2	5/8	5-1/32	3/4	3-27/32	1/2	4	.63
852-020C	2	1-13/16	3	15/16	6	7/8	4-3/4	5/8	4	1.01
852-025C	2-1/2	2-1/4	3-1/2	11/16	7	1	5-1/2	5/8	4	1.64
852-030C	3	2-9/32	4-9/32	15/16	7-9/16	1-1/8	6	5/8	4	1.95
852-040C	4	2-15/32	5-7/32	1-1/8	9-1/16	1-7/32	7-1/2	5/8	8	3.05
852-060CF*	6	6-11/16	7-3/16	5-3/16	11	1-7/16	9-1/2	3/4	8	7.68
852-080CF*	8	8-7/16	9-5/16	6-11/16	13-5/8	1-3/4	11-3/4	3/4	8	13.92



Schedule 80 CPVC Technical
CPVC Pipe Flange Dimensions & Information

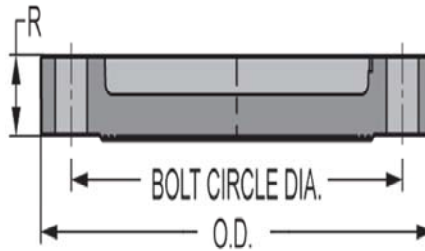
**Flange - Special Reinforced
 One Piece Threaded**

SR Fipt - Stainless Steel Collar



Part Number	Size	L	M	N	O.D.	R	Bolt Circle Dia.	Bolt Size	No of Bolts	Approx. Wt. (Lbs.)
852-005CSR	1/2	1- 3/32	1- 7/32	5/8	3- 1/2	9/16	2- 3/8	1/2	4	.21
852-007CSR	3/4	1- 3/16	1- 3/8	7/16	3- 7/8	5/8	2- 3/4	1/2	4	.29
852-010CSR	1	1- 7/16	1-23/32	9/16	4- 1/4	23/32	3- 1/8	1/2	4	.40
852-012CSR	1-1/4	1-17/32	2- 1/16	19/32	4- 5/8	3/4	3- 1/2	1/2	4	.51
852-015CSR	1-1/2	1-23/32	2- 7/16	25/32	5	25/32	3- 7/8	1/2	4	.67
852-020CSR	2	1-27/32	3- 1/32	15/16	5-31/32	7/8	4- 3/4	5/8	4	1.03
852-025CSR	2-1/2	2-3/32	3-19/32	25/32	7	1-1/16	5- 1/2	5/8	4	1.68
852-030CSR	3	2- 5/16	4-5/16	15/16	7-9/16	1-1/8	6	5/8	4	1.97
852-040CSR	4	2-15/32	5-1/4	1-3/16	9-1/16	1-7/32	7- 1/2	5/8	8	3.13

Flange - Blind



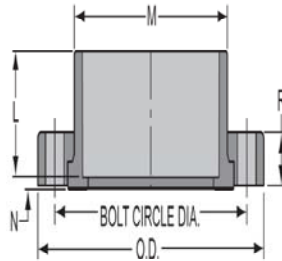
Part Number	Size	O.D.	R	Bolt Circle Dia.	Bolt Size	Min. Bolt Length	No of Bolts	Approx. Wt. (Lbs.)
853-005C	1/2	3-17/32	9/16	2-3/8	1/2	2	4	.20
853-007C	3/4	3-7/8	5/8	2-3/4	1/2	2	4	.28
853-010C	1	4-1/4	23/32	3-1/8	1/2	2-1/4	4	.43
853-012C	1-1/4	4- 5/8	11/16	3- 1/2	1/2	2-1/4	4	.39
853-015C	1-1/2	5-1/16	23/32	3-27/32	1/2	2-1/2	4	.56
853-020C	2	5-31/32	27/32	4- 3/4	5/8	3	4	.87
853-025C	2-1/2	6-15/16	1-1/16	5- 1/2	5/8	3-1/4	4	1.63
853-030C	3	7- 1/2	1-3/16	6	5/8	3-1/4	4	1.87
853-040C	4	9- 1/16	1- 5/32	7- 1/2	5/8	3-1/2	8	2.53
853-060C	6	11-1/4	1- 3/8	9- 1/2	3/4	4	8	4.44
853-080C	8	13- 1/2	1- 7/16	11- 3/4	3/4	4-1/2	8	7.20
853-100C	10	16	1-11/16	14- 1/4	7/8	5	12	11.82
853-120C	12	19	1-11/16	17	7/8	5	12	17.20

Schedule 80 CPVC Technical
CPVC Pipe Flange Dimensions & Information



Flange Van Stone Style with Plastic Ring

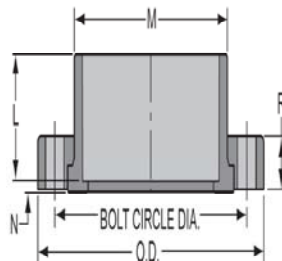
Socket



Part Number	Size	L	M	N	O.D.	R	Bolt Circle Dia.	Bolt Size	Min. Bolt Length	No of Bolts	Approx. Wt. (Lbs.)
854-005C	1/2	1-1/32	1-7/32	5/32	3-1/2	9/16	2-3/8	1/2	2	4	.19
854-007C	3/4	1- 1/8	1- 7/16	5/32	3- 7/8	9/16	2- 3/4	1/2	2	4	.27
854-010C	1	1-1/4	1- 3/4	1/8	4- 1/4	11/16	3- 1/8	1/2	2-1/4	4	.37
854-012C	1-1/4	1-3/8	2-1/8	1/8	4- 5/8	23/32	3- 1/2	1/2	2-1/4	4	.45
854-015C	1-1/2	1-1/2	2-7/16	1/8	5	13/16	3-7/8	1/2	2-1/2	4	.59
854-020C	2	1-21/32	2-31/32	1/8	6	7/8	4-3/4	5/8	3	4	.91
854-025C	2-1/2	2	3-5/8	7/32	7	1-1/32	5- 1/2	5/8	3-1/4	4	1.48
854-030C	3	2-1/8	4-1/4	1/4	7-1/2	1-1/8	6	5/8	3-1/4	4	1.78
854-040C	4	2-1/2	5-1/4	9/32	9-3/32	1-3/16	7-1/2	5/8	3-1/2	8	2.83
854-050C	5	2-31/32	6-9/32	5/16	10- 1/8	1-1/4	8- 1/2	3/4	3-3/4	8	3.39
854-060C	6	3-3/8	7-9/16	5/16	11	1-3/8	9-1/2	3/4	4	8	4.50
854-080C	8	4-13/32	9-5/16	5/16	13-9/16	1-1/2	11-3/4	3/4	4-1/2	8	7.00
854-100C	10	5-23/32	11-3/4	21/32	16-1/16	1-25/32	14-1/4	7/8	5	12	12.12
854-120C	12	6-19/32	13-3/4	5/8	19	1-13/16	17	7/8	5	12	18.28
854-140C	14	7-19/32	15-9/16	9/16	21	2-1/16	18-3/4	1	5-1/2	12	27.98
854-160C	16	8-5/8	17-13/16	17/32	23-1/2	2-15/32	21-1/4	1	6-1/2	16	49.76
854-180C	18	9-9/16	20	9/16	25-1/8	2-1/2	22- 3/4	1- 1/8	6-1/2	16	46.48

Flange Van Stone Style with Plastic Solid Ring

Socket



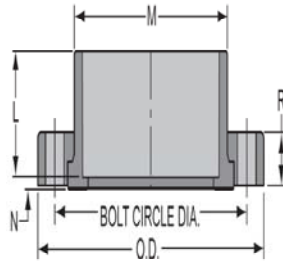
Part Number	Size	L	M	N	O.D.	R	Bolt Circle Dia.	Bolt Size	No of Bolts	Approx. Wt. (Lbs.)
S854-030C	3	2- 1/8	4- 1/4	1/4	7- 1/2	1- 1/16	6	5/8	4	1.96
S854-040C	4	2- 1/2	5- 1/4	1/4	9-3/32	1-3/16	7- 1/2	5/8	8	3.12
S854-060C	6	3-7/16	7- 9/16	7/16	11-7/32	1-3/8	9- 1/2	3/4	8	4.85
S854-080C	8	4- 3/8	9-15/32	9/32	13-9/16	1-15/32	11- 3/4	3/4	8	7.48
S854-100C	10	5-23/32	11- 3/4	21/32	16	1-25/32	14- 1/4	7/8	12	12.80
S854-120C	12	6-19/32	13- 3/4	5/8	19	1-13/16	17	7/8	12	18.37



Schedule 80 CPVC Technical
CPVC Pipe Flange Dimensions & Information

Flange Van Stone Style with Plastic Ring ASTM

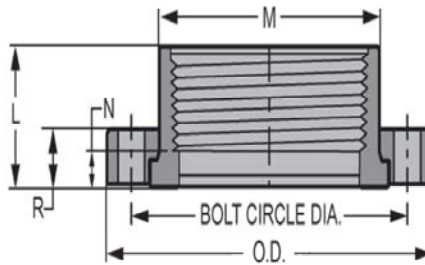
Socket x Multi-bolt Pattern Ring



Part Number	Size	L	M	N	O.D.	R	Bolt Circle Dia Max	Bolt Circle Dia Min	Bolt Size	No of Bolts	Approx. Wt. (Lbs.)
M854-020C	2	1-11/16	2-31/32	5/32	6	13/16	4-15/16	4- 1/2	5/8	4	.86
M854-060C	6	3-7/16	7- 9/16	13/32	11-5/16	1-3/8	9-1/2	9-7/32	3/4	8	4.28
M854-080C	8	4-7/16	9-3/8	5/16	13-9/16	1-1/2	11-3/4	11- 1/2	3/4	8	7.14

Flange Van Stone Style with Plastic Ring

Fipt



Part Number	Size	L	M	N	O.D.	R	Bolt Circle Dia.	Bolt Size	No of Bolts	Approx. Wt. (Lbs.)
855-005C	1/2	1- 1/32	1- 7/32	5/16	3- 1/2	9/16	2- 3/8	1/2	4	.20
855-007C	3/4	1- 5/32	1-15/32	3/8	3- 7/8	5/8	2- 3/4	1/2	4	.28
855-010C	1	1- 1/4	1- 3/4	5/16	4- 1/4	11/16	3- 1/8	1/2	4	.38
855-012C	1-1/4	1- 3/8	2- 1/8	13/32	4- 5/8	11/16	3- 1/2	1/2	4	.47
855-015C	1-1/2	1-15/32	2- 7/16	13/32	5	3/4	3- 7/8	1/2	4	.61
855-020C	2	1- 9/16	2-31/32	17/32	6	15/16	4- 3/4	5/8	4	.93
855-025C	2-1/2	2	3-5/8	7/16	7	1-1/32	5- 1/2	5/8	4	1.57
855-030C	3	2- 1/8	4- 1/4	9/16	7- 1/2	1-1/8	6	5/8	4	1.85
855-040C	4	2-1/32	5- 1/4	5/16	9-3/32	1-3/16	7- 1/2	5/8	8	2.78
855-060C ¹	6	6-13/16	8-1/4	5-1/8	11	1-3/8	9-1/2	3/4	8	8.60
855-080C ¹	8	8-1/16	9-23/32	6-3/16	13-9/16	1-15/32	11-3/4	3/4	8	13.66
855-060CF*	6	6-11/16	7-3/16	5-3/16	11-1/4	1-3/8	9-1/2	3/4	8	7.90
855-080CF*	8	8- 1/8	9- 5/16	6-3/8	13-5/8	1-9/16	11- 3/4	3/4	8	13.83
855-100CF*	10	10- 3/8	11- 9/16	8-1/2	16	1-3/4	14- 1/4	7/8	12	22.97
855-120CF*	12	11-7/8	13- 3/4	9- 3/4	19-1/16	1-3/4	17	7/8	12	35.10

¹ Flange assembled with molded Female Adapter

* Fabricated

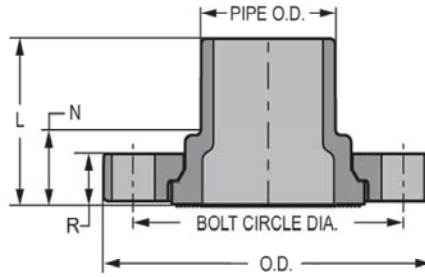


Schedule 80 CPVC Technical
CPVC Pipe Flange Dimensions & Information



Flange Van Stone Style with Plastic Ring

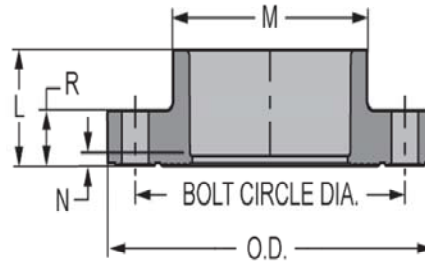
Spigot



Part Number	Size	L	N	O.D.	R	Bolt Circle Dia.	Bolt Size	No of Bolts	Approx. Wt. (Lbs.)
856-005C	1/2	1-3/4	7/8	3-1/2	9/16	2-3/8	1/2	4	.21
856-007C	3/4	1-15/16	15/16	3-7/8	5/8	2-3/4	1/2	4	.29
856-010C	1	2-5/32	1-1/32	4-1/4	11/16	3-1/8	1/2	4	.41
856-012C	1-1/4	2-5/16	1-1/16	4-5/8	23/32	3-1/2	1/2	4	.50
856-015C	1-1/2	2-5/8	1-9/32	5	13/16	3-7/8	1/2	4	.67
856-020C	2	2-27/32	1-11/32	6	7/8	4-3/4	5/8	4	1.00
856-025C	2-1/2	3-3/32	1-9/32	7	1-1/32	5-1/2	5/8	4	1.61
856-030C	3	3-11/32	1-3/8	7-1/2	1-1/8	6	5/8	4	1.94
856-040C	4	3-13/16	1-3/8	9-3/32	1-3/16	7-1/2	5/8	8	3.12
856-060C	6	4-15/16	1-7/8		1-3/8	9-1/2	3/4	8	5.37
856-080C	8	5-15/16	1-7/8	13-9/16	1-15/32	11-3/4	3/4	8	8.16
856-100C	10	8	2-11/32	16	1-25/32	14-1/4	7/8	12	16.45
856-120C	12	8-9/16	2-1/8	19	1-13/16	17	7/8	12	23.64
856-140CFP*	14	15-9/16	7-9/16	21	2-1/16	18-3/4	1	12	56.49
856-160CFP*	16	17-9/16	8-9/16	23-1/2	2-1/2	21-1/4	1	16	86.67
856-180CFP*	18	19-9/16	9-1/2	25	2-1/2	22-3/4	1-1/8	16	82.48
856-200CFP*	20	13-5/8	2-1/16	27-1/2	2-1/16	25	1-1/8	20	51.07
856-240CFP*	24	15-11/16	2-3/16	32	2-3/16	29-1/2	1-1/4	20	75.33

Flange One Piece Multi-Bolt Pattern*

ASTM Socket x Multi-Bolt Pattern Ring



Part Number	Size	L	M	N	O.D.	R	Bolt Circle Dia.	Bolt Size	No of Bolts	Approx. Wt. (Lbs.)
M851-100C	10	5-15/32	11-13/16	15/32	16	1-3/4	13-25/32	7/8	12	13.52
M851-120C	12	6-5/8	14	5/8	19	1-13/16	15-3/4	7/8	12	18.81

