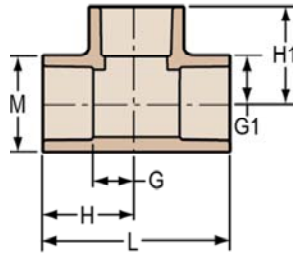


Schedule 40 Fittings Technical
UVR Sch 40 Beige Fittings Dimensions



Tee - PVC Beige UVR

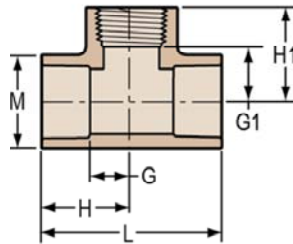
Socket x Socket x Socket



| Part Number | Size | G | G1 | H | H1 | L | M | Approx. Wt. (Lbs.) |
|-------------|-------|---------|---------|---------|---------|---------|---------|--------------------|
| 401-005UV | 1/2 | 1/2 | 1/2 | 1- 1/4 | 1- 1/4 | 2- 1/2 | 1- 3/32 | .06 |
| 401-007UV | 3/4 | 9/16 | 9/16 | 1- 9/16 | 1- 9/16 | 3- 1/8 | 1- 5/16 | .09 |
| 401-010UV | 1 | 11/16 | 11/16 | 1- 3/4 | 1- 3/4 | 3- 1/2 | 1- 5/8 | .16 |
| 401-012UV | 1-1/4 | 7/8 | 7/8 | 2- 1/8 | 2- 1/8 | 4- 1/4 | 2 | .25 |
| 401-015UV | 1-1/2 | 1-1/16 | 1-1/16 | 2-3/8 | 2-3/8 | 4-3/4 | 2- 1/4 | .36 |
| 401-020UV | 2 | 1- 3/8 | 1- 3/8 | 2- 3/4 | 2- 3/4 | 5- 1/2 | 2- 3/4 | .49 |
| 401-025UV | 2-1/2 | 1-21/32 | 1-21/32 | 3-13/32 | 3-13/32 | 6-13/16 | 3-5/16 | .96 |
| 401-030UV | 3 | 1-15/16 | 1-15/16 | 3-27/32 | 3-27/32 | 7-11/16 | 4 | 1.53 |
| 401-040UV | 4 | 2-7/16 | 2-7/16 | 4- 7/16 | 4- 7/16 | 8- 7/8 | 5- 1/32 | 2.22 |

Tee - PVC Beige UVR

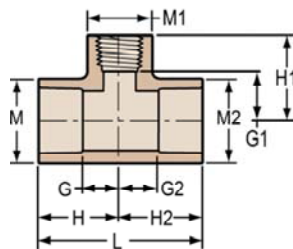
Socket x Socket x Fipt



| Part Number | Size | G | G1 | H | H1 | L | M | Approx. Wt. (Lbs.) |
|-------------|------|-------|-------|---------|---------|---------|---------|--------------------|
| 402-005UV | 1/2 | 1/2 | 1/2 | 1- 1/4 | 1- 7/32 | 2- 1/2 | 1- 3/32 | .07 |
| 402-007UV | 3/4 | 21/32 | 23/32 | 1-21/32 | 1- 7/16 | 3- 9/32 | 1- 5/16 | .11 |

Tee-Reducing - PVC Beige UVR

Socket x Socket x Fipt



| Part Number | Size | G | G1 | G2 | H | H1 | H2 | L | M | M1 | M2 | Approx. Wt. (Lbs.) |
|-------------|-----------|-------|---------|-------|---------|----------|---------|---------|---------|---------|---------|--------------------|
| 402-101UV | 3/4X1/2 | 17/32 | 11/16 | 17/32 | 1-17/32 | 1- 13/32 | 1-17/32 | 3- 1/16 | 1- 5/16 | 1- 1/8 | 1- 5/16 | .09 |
| 402-130UV | 1X1/2 | 1/2 | 13/16 | 1/2 | 1- 5/8 | 1-17/32 | 1- 5/8 | 3- 1/4 | 1- 5/8 | 1-1/8 | 1- 5/8 | .13 |
| 402-131UV | 1X3/4 | 21/32 | 13/16 | 21/32 | 1-25/32 | 1-17/32 | 1-25/32 | 3- 9/16 | 1- 5/8 | 1- 5/16 | 1- 5/8 | .16 |
| 402-166UV | 1-1/4X1/2 | 23/32 | 15/16 | 23/32 | 1-31/32 | 1-11/16 | 1-31/32 | 3-15/16 | 1-31/32 | 1- 3/32 | 1-31/32 | .22 |
| 402-167UV | 1-1/4X3/4 | 13/16 | 1 | 13/16 | 2- 1/16 | 1-23/32 | 2- 1/16 | 4- 1/8 | 1-31/32 | 1- 5/16 | 1-31/32 | .19 |
| 402-209UV | 1-1/2X1/2 | 7/16 | 1- 3/16 | 7/16 | 1- 3/4 | 1- 7/8 | 1- 3/4 | 3- 1/2 | 2- 7/32 | 1- 3/32 | 2- 7/32 | .23 |
| 402-210UV | 1-1/2X3/4 | 21/32 | 1-1/8 | 21/32 | 1-31/32 | 1-27/32 | 1-31/32 | 3-15/16 | 2- 1/4 | 1- 5/16 | 2- 1/4 | .22 |

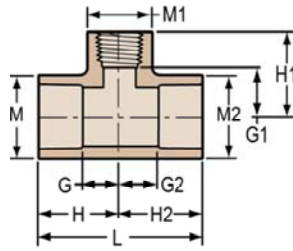


Schedule 40 Fittings Technical
UVR Sch 40 Beige Fittings Dimensions

Tee-Reducing - PVC Beige UVR

(Continued)

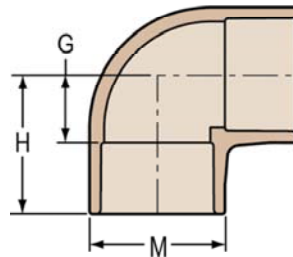
Socket x Socket x Fipt



| Part Number | Size | G | G1 | G2 | H | H1 | H2 | L | M | M1 | M2 | Approx. Wt. (Lbs.) |
|-------------|-------|-------|--------|-------|---------|---------|---------|---------|---------|--------|---------|--------------------|
| 402-247UV | 2X1/2 | 21/32 | 1- 3/8 | 21/32 | 2- 1/32 | 2- 1/8 | 2- 1/32 | 4- 1/16 | 2-23/32 | 1-1/8 | 2-23/32 | .29 |
| 402-248UV | 2X3/4 | 21/32 | 1-3/8 | 21/32 | 2-1/32 | 2- 3/32 | 2-1/32 | 4-1/16 | 2-23/32 | 1-5/16 | 2-23/32 | .31 |

90° EII - PVC Beige UVR

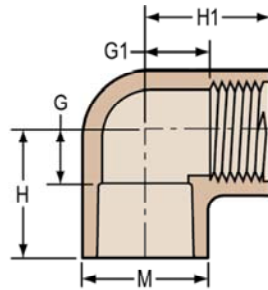
Socket x Socket



| Part Number | Size | G | H | M | Approx. Wt. (Lbs.) |
|-------------|-------|---------|---------|---------|--------------------|
| 406-005UV | 1/2 | 1/2 | 1- 1/4 | 1-3/32 | .03 |
| 406-007UV | 3/4 | 9/16 | 1- 1/2 | 1-5/16 | .07 |
| 406-010UV | 1 | 11/16 | 1-25/32 | 1- 5/8 | .11 |
| 406-012UV | 1-1/4 | 31/32 | 2- 5/32 | 2 | .20 |
| 406-015UV | 1-1/2 | 1- 1/16 | 2-3/8 | 2- 1/4 | .24 |
| 406-020UV | 2 | 1-5/16 | 2-11/16 | 2- 3/4 | .35 |
| 406-025UV | 2-1/2 | 1-17/32 | 3-5/16 | 3-11/32 | .78 |
| 406-030UV | 3 | 1-7/8 | 3-3/4 | 4 | 1.01 |
| 406-040UV | 4 | 2-13/32 | 4-7/16 | 5- 1/32 | 1.43 |

90° EII - PVC Beige UVR

Socket x Fipt



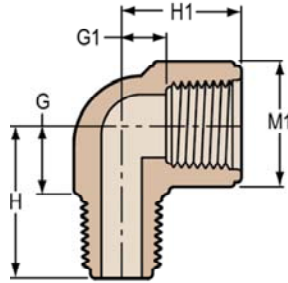
| Part Number | Size | G | G1 | H | H1 | M | M1 | Approx. Wt. (Lbs.) |
|-------------|---------|-------|-------|---------|---------|---------|---------|--------------------|
| 407-005UV | 1/2 | 1/2 | 1/2 | 1- 1/4 | 1- 1/4 | 1- 3/32 | 1- 3/32 | .05 |
| 407-007UV | 3/4 | 9/16 | 9/16 | 1- 9/16 | 1- 9/32 | 1- 5/16 | 1- 5/16 | .09 |
| 407-101UV | 3/4X1/2 | 9/16 | 5/8 | 1- 1/2 | 1- 3/8 | 1- 5/16 | 1- 3/32 | .07 |
| 407-131UV | 1X3/4 | 21/32 | 13/16 | 1-25/32 | 1-17/32 | 1- 5/8 | 1- 5/16 | .13 |

Schedule 40 Fittings Technical
UVR Sch 40 Beige Fittings Dimensions



90° Street Ell - PVC Beige UVR

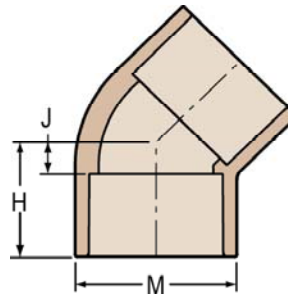
Mipt x Fipt



| Part Number | Size | G | G1 | H | H1 | M1 | Approx. Wt. (Lbs.) |
|-------------|------|-------|-------|---------|---------|---------|--------------------|
| 412-005UV | 1/2 | 23/32 | 11/32 | 1-13/32 | 1- 1/16 | 1- 1/8 | .04 |
| 412-007UV | 3/4 | 13/16 | 7/16 | 1-17/32 | 1- 3/16 | 1-11/32 | .06 |

45° Ell - PVC Beige UVR

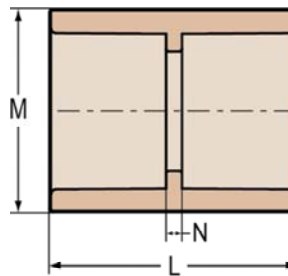
Socket x Socket



| Part Number | Size | H | J | M | Approx. Wt. (Lbs.) |
|-------------|-------|---------|---------|---------|--------------------|
| 417-005UV | 1/2 | 1 | 1/4 | 1- 3/32 | .03 |
| 417-007UV | 3/4 | 1- 3/8 | 7/16 | 1- 5/16 | .06 |
| 417-010UV | 1 | 1- 1/2 | 15/32 | 1-5/8 | .09 |
| 417-012UV | 1-1/4 | 1-25/32 | 17/32 | 2 | .16 |
| 417-015UV | 1-1/2 | 1-29/32 | 19/32 | 2- 1/4 | .18 |
| 417-020UV | 2 | 2- 1/16 | 11/16 | 2- 3/4 | .28 |
| 417-025UV | 2-1/2 | 2- 7/16 | 11/16 | 3- 3/8 | .55 |
| 417-030UV | 3 | 2-27/32 | 27/32 | 4 | .80 |
| 417-040UV | 4 | 3-1/8 | 1- 3/32 | 5 | 1.24 |

Coupling - PVC Beige UVR

Socket x Socket



| Part Number | Size | L | M | N | Approx. Wt. (Lbs.) |
|-------------|-------|---------|---------|------|--------------------|
| 429-005UV | 1/2 | 1-19/32 | 1- 3/32 | 3/32 | .03 |
| 429-007UV | 3/4 | 2- 3/32 | 1- 5/16 | 3/32 | .04 |
| 429-010UV | 1 | 2-3/32 | 1-5/8 | 3/32 | .07 |
| 429-012UV | 1-1/4 | 2-11/32 | 1-31/32 | 3/32 | .10 |
| 429-015UV | 1-1/2 | 2- 5/8 | 2- 7/32 | 3/32 | .12 |
| 429-020UV | 2 | 2- 7/8 | 2- 3/4 | 3/32 | .19 |
| 429-025UV | 2-1/2 | 3-23/32 | 3-11/32 | 3/16 | .40 |

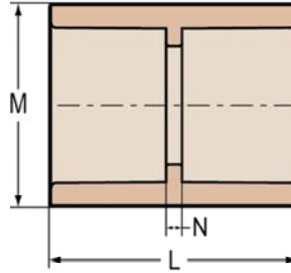


Schedule 40 Fittings Technical
UVR Sch 40 Beige Fittings Dimensions

Coupling - PVC Beige UVR

(Continued)

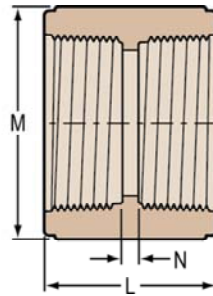
Socket x Socket



| Part Number | Size | L | M | N | Approx. Wt. (Lbs.) |
|-------------|------|---------|---------|------|--------------------|
| 429-030UV | 3 | 3-31/32 | 4 | 3/16 | .55 |
| 429-040UV | 4 | 4- 1/4 | 5- 1/32 | 3/16 | .81 |

Coupling - PVC Beige UVR

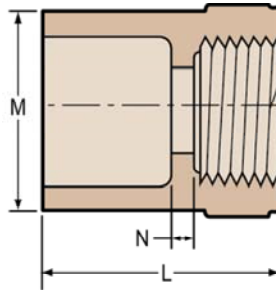
Fipt x Fipt



| Part Number | Size | L | M | N | Approx. Wt. (Lbs.) |
|-------------|------|---------|---------|------|--------------------|
| 430-005UV | 1/2 | 1- 9/16 | 1- 1/8 | 3/32 | .03 |
| 430-007UV | 3/4 | 1- 9/16 | 1-11/32 | 3/32 | .04 |

Female Adapter - PVC Beige UVR

Socket x Fipt



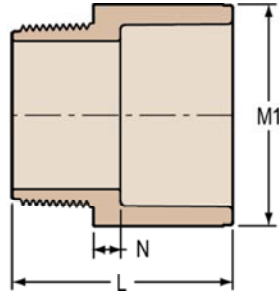
| Part Number | Size | L | M | N | Approx. Wt. (Lbs.) |
|-------------|------|---------|---------|------|--------------------|
| 435-005UV | 1/2 | 1-19/32 | 1- 3/32 | 3/32 | .03 |
| 435-007UV | 3/4 | 1-13/16 | 1- 5/16 | 3/32 | .04 |

Schedule 40 Fittings Technical
UVR Sch 40 Beige Fittings Dimensions



Male Adapter - PVC Beige UVR

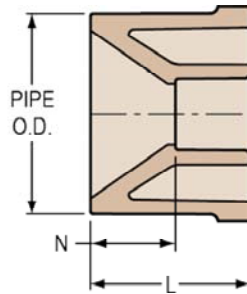
Mipt x Socket



| Part Number | Size | L | M1 | N | Approx. Wt. (Lbs.) |
|-------------|---------|---------|---------|------|--------------------|
| 436-074UV | 1/2X3/4 | 1-13/16 | 1-11/32 | 5/32 | .04 |
| 436-005UV | 1/2 | 1-17/32 | 1- 1/8 | 5/32 | .02 |
| 436-007UV | 3/4 | 1-23/32 | 1-11/32 | 5/32 | .04 |
| 436-010UV | 1 | 2- 1/16 | 1- 5/8 | 7/32 | .07 |
| 436-012UV | 1-1/4 | 2- 7/16 | 2 | 3/16 | .11 |
| 436-015UV | 1-1/2 | 2-17/32 | 2- 1/4 | 7/32 | .12 |
| 436-020UV | 2 | 2-21/32 | 2- 3/4 | 7/32 | .20 |
| 436-025UV | 2-1/2 | 3-13/16 | 3-7/16 | 1/4 | .43 |
| 436-030UV | 3 | 3-25/32 | 4 | 9/32 | .56 |

Reducer Bushing - PVC Beige UVR

Spigot x Socket Flush Style



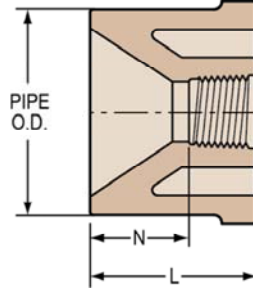
| Part Number | Size | L | N | Approx. Wt. (Lbs.) |
|-------------|-------------|---------|---------|--------------------|
| 437-101UV | 3/4X1/2 | 1- 1/16 | 9/32 | .01 |
| 437-130UV | 1X1/2 | 1- 1/4 | 15/32 | .05 |
| 437-131UV | 1X3/4 | 1- 1/4 | 5/16 | .03 |
| 437-167UV | 1-1/4X3/4 | 1- 1/2 | 9/16 | .09 |
| 437-168UV | 1-1/4X1 | 1- 1/2 | 7/16 | .06 |
| 437-210UV | 1-1/2X3/4 | 1-1/2 | 9/16 | .11 |
| 437-211UV | 1-1/2X1 | 1-17/32 | 1/2 | .14 |
| 437-212UV | 1-1/2X1-1/4 | 1-17/32 | 9/32 | .05 |
| 437-249UV | 2X1 | 1- 9/16 | 17/32 | .16 |
| 437-250UV | 2X1-1/4 | 1-19/32 | 11/32 | .22 |
| 437-251UV | 2X1-1/2 | 1- 9/16 | 1/4 | .12 |
| 437-288UV | 2-1/2X3/4 | 2-1/16 | 1-1/8 | .33 |
| 437-289UV | 2-1/2X1 | 2- 1/32 | 29/32 | .34 |
| 437-290UV | 2-1/2X1-1/4 | 2-5/32 | 29/32 | .42 |
| 437-292UV | 2-1/2X2 | 2- 1/16 | 11/16 | .24 |
| 437-335UV | 3X1 | 2- 7/32 | 1-5/32 | .46 |
| 437-336UV | 3X1-1/4 | 2- 9/32 | 1- 1/32 | .49 |
| 437-337UV | 3X1-1/2 | 2- 9/32 | 31/32 | .47 |
| 437-338UV | 3X2 | 2- 7/32 | 9/16 | .48 |
| 437-339UV | 3X2-1/2 | 2- 7/32 | 7/16 | .33 |
| 437-422UV | 4X3 | 2-11/32 | 15/32 | .78 |



Schedule 40 Fittings Technical
UVR Sch 40 Beige Fittings Dimensions

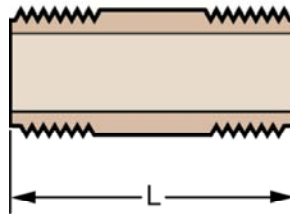
Reducer Bushing - PVC Beige UVR

Spigot x Fipt Flush Style



| Part Number | Size | L | N | Approx. Wt. (Lbs.) |
|-------------|-------|---------|-------|--------------------|
| 438-130UV | 1X1/2 | 1-11/32 | 19/32 | .05 |
| 438-131UV | 1X3/4 | 1-3/32 | 11/32 | .04 |

Nipple-Schedule 80 - PVC Beige UVR



| Part Number | Size | L | Approx. Wt. (Lbs.) |
|-------------|--------|----|--------------------|
| 882-060UV | 1/2X6 | 6 | .08 |
| 882-080UV | 1/2X8 | 8 | .12 |
| 882-100UV | 1/2X10 | 10 | .16 |
| 882-120UV | 1/2X12 | 12 | .19 |
| 883-060UV | 3/4X6 | 6 | .12 |
| 883-080UV | 3/4X8 | 8 | .17 |
| 883-100UV | 3/4X10 | 10 | .22 |
| 883-120UV | 3/4X12 | 12 | .27 |

