

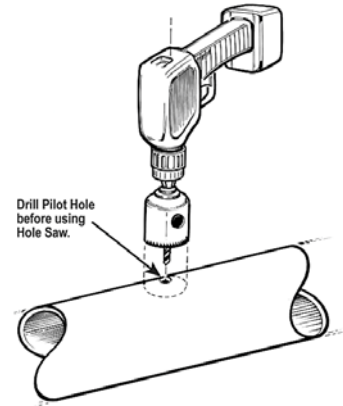


Schedule 40 Fittings Technical
Schedule 40 Clamp-On Saddles Dimensions & Information

Spears® Two-Piece Clamp-On Saddle Design Clamps onto Pipe for Quick and Easy Installation

Clamp-On Saddle Installation Instructions

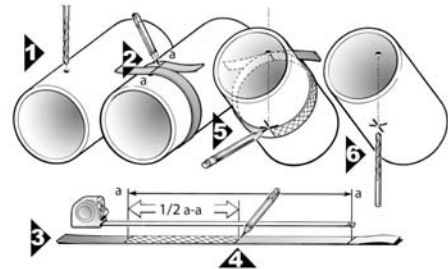
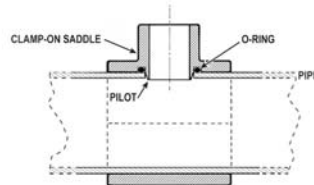
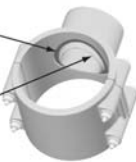
1. Using a standard industrial grade hole-saw, cut specified hole in desired position on pipe according to recommended hole saw size engraved on the saddle. **Note:** Care must be taken to deburr hole and remove all residue from hole area to assure tight fit and avoid leakage.
2. Fully seat O-ring in groove on underside of saddle outlet component. Position over hole and fully seat saddle onto pipe. Note: Certain saddle outlets are piloted. Be sure pilot lip fully engages with hole in pipe.
3. Place strap component opposite outlet and secure with bolts (4), nuts (4) and washers (8). Important: Washers **MUST** be placed under each bolt head (1) and under each nut (1) to avoid damage to saddle.
4. Tighten bolts to specified torque.



Saddle Size	2	3	4	6 & up
Recommended Bolt-Torque - ft/lb	8	8	8	10

O-ring seal provides positive, trouble-free sealing to pipe.

Special pilot engages with hole in pipe to prevent saddle dislocation.



Saddle x Outlet Size	Recommended Hole Size	Recommended Bolt Torque ft./lbs.
2 x 1/2	3/4	8
2 x 3/4	7/8	8
2 x 1	1-1/8	8
2 x 1-1/4	1-1/2	8
2 x 1-1/2	1-1/2	8
2-1/2 x 1-1/2	1-3/4	8
3 x 1/2 ¹	7/8	8
3 x 3/4	7/8	8
3 x 1	1-1/8	8
3 x 1-1/4 ¹	2-1/4	8
3 x 1-1/2 ¹	2-1/4	8
3 x 2	2-1/4	8
4 x 1/2 ¹	1-1/8	8
4 x 3/4 ¹	1-1/8	8
4 x 1	1-1/8	8
4 x 1-1/4 ¹	1-3/4	8
4 x 1-1/2	1-3/4	8
4 x 2	2-1/4	8
4 x 2-1/2 ¹	3	8
4 x 3	3	8
6 x 1/2 ¹	1-1/8	10
6 x 3/4 ¹	1-1/8	10

Saddle x Outlet Size	Recommended Hole Size	Recommended Bolt Torque ft./lb.s
6 x 1	1-1/8	10
6 x 1-1/4 ¹	2-1/4	10
6 x 1-1/2 ¹	2-1/4	10
6 x 2	2-1/4	10
6 x 2-1/2 ¹	3	10
6 x 3	3	10
6 x 4	4	10
8 x 1/2 ¹	4	10
8 x 3/4 ¹	4	10
8 x 1 ¹	4	10
8 x 1-1/4 ¹	4	10
8 x 1-1/2 ¹	4	10
8 x 2 ¹	4	10
8 x 2-1/2 ¹	4	10
8 x 3 ¹	4	10
8 x 4	4	10
8 x 6	6	10
10 x 4	4	10
10 x 6	6	10
12 x 4	4	10
12 x 6	6	10

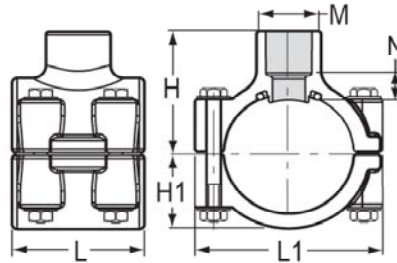
1: Outlet-Sized with Bushing

Schedule 40 Fittings Technical
Schedule 40 Clamp-On Saddles Dimensions & Information



Clamp-On Saddle x Soc Single Outlet, PVC White

with Buna-N O-ring Seal & Zinc-Plated Hardware
 2"- 4" 235, 6" 200, 8"-12" 150 psi @ 73°F (23°C)
 Dimensions Also Applicable to
 466S-XXX 466E-XXX 466SE-XXX



Part Number	Size	H	H1	L	L1	M	N	Bolt Torque FT./LBS.	Hole Size	No of Bolts	Approx. Wt. (Lbs.)
466-247	2X1/2	2- 3/8	1- 1/2	2- 7/16	3- 7/16	1- 3/16	5/16	8	3/4	4	.64
466-248	2X3/4	2-9/16	1- 1/2	2- 7/16	3- 7/16	1- 3/8	5/16	8	7/8	4	.66
466-249	2X1	2-11/16	1- 1/2	2- 7/16	3- 7/16	1-11/16	5/16	8	1-1/8	4	.67
466-250	2X1-1/4	2-13/16	1- 1/2	2- 7/16	3- 7/16	2- 1/16	5/16	8	1-1/2	4	.69
466-251	2X1-1/2	2-15/16	1- 1/2	2- 7/16	3- 7/16	2-13/32	11/32	8	1-1/2	4	.75
466-291	2-1/2X1-1/2	3- 3/16	1-3/4	4-1/8	4-1/8	2-13/32	11/32	8	1-3/4	4	1.07
466-333 ¹	3X1/2	3-3/16	2	3	4-3/4	1- 3/8	11/16	8	7/8	4	.90
466-334	3X3/4	3- 1/16	2- 1/16	3	4-3/4	1- 3/8	9/32	8	7/8	4	.88
466-335	3X1	3- 3/16	2	3	4-3/4	1-11/16	9/32	8	1-1/8	4	.90
466-336 ¹	3X1-1/4	3-7/8	2	4-1/8	4-3/4	3	7/8	8	2-1/4	4	1.46
466-337 ¹	3X1-1/2	3-7/8	2	4-1/8	4-3/4	3	3/4	8	2-1/4	4	1.41
466-338	3X2	3-11/16	2	4-1/8	4-3/4	3	3/8	8	2-1/4	4	1.28
466-415 ¹	4X1/2	4-1/32	2- 5/8	3	5-13/16	1-11/16	1	8	1-1/8	4	1.32
466-416 ¹	4X3/4	4-1/32	2- 5/8	3	5-13/16	1-11/16	13/16	8	1-1/8	4	1.30
466-417	4X1	3-27/32	2- 5/8	3	5-13/16	1-11/16	13/32	8	1-1/8	4	1.27
466-418 ¹	4X1-1/4	4-11/32	2- 5/8	4-1/8	5-13/16	2-7/16	13/16	8	1-3/4	4	1.71
466-419	4X1-1/2	4-1/16	2- 5/8	4-1/8	5-13/16	2-7/16	13/32	8	1-3/4	4	1.65
466-420	4X2	4-1/4	2- 5/8	4- 1/8	5-13/16	3	7/16	8	2-1/4	4	1.73
466-421 ¹	4X2-1/2	5	2- 5/8	5-1/2	5-13/16	4- 9/32	31/32	8	3	4	2.85
466-422	4X3	4-11/16	2-5/8	5-1/2	5-13/16	4-9/32	17/32	8	3	4	2.47
466-523 ¹	6X1/2	5-5/16	3-13/16	3	8-3/16	1-11/16	1- 7/32	8	1-1/8	4	2.48
466-524 ¹	6X3/4	5-5/16	3-13/16	3	8-3/16	1-11/16	1- 1/8	10	1-1/8	1-1/16	2.46
466-525	6X1	5- 1/8	3-13/16	3	8-3/16	1-11/16	5/8	10	1-1/8	4	2.43
466-526 ¹	6X1-1/4	5-11/16	3-13/16	4- 1/8	8-3/16	3	1-1/8	10	2-1/4	4	3.42
466-527 ¹	6X1-1/2	5-11/16	3-13/16	4-1/8	8-3/16	3	1-1/16	10	2-1/4	4	3.38
466-528	6X2	5- 1/2	3-3/16	4- 1/8	8-3/16	3	11/16	10	2-1/4	4	3.25
466-529 ¹	6X2-1/2	6-7/32	3-13/16	6	8-3/16	4-9/32	1- 1/8	10	3	4	4.88
466-530	6X3	5-7/8	3-13/16	6	8-3/16	4-9/32	11/16	10	3	4	4.51
466-532	6X4	6	3-13/16	6-1/16	9-13/16	5-1/4	7/16	10	4	6	5.43
466-573 ¹	8X1/2	6-11/16	4- 7/8	8- 1/2	10-1/16	3	1-5/8	10	2-1/8	6	8.50
466-574 ¹	8X3/4	6-11/16	4- 7/8	8- 1/2	10-1/16	3	1-3/8	10	2-1/8	6	8.49
466-575 ¹	8X1	6-11/16	4- 7/8	8- 1/2	10-1/16	3	1-5/16	10	2-1/8	6	8.50
466-576 ¹	8X1-1/4	6-11/16	4- 7/8	8- 1/2	10-1/16	3	1-1/8	10	2-1/8	6	8.51
466-577 ¹	8X1-1/2	6-11/16	4- 7/8	8- 1/2	10-1/16	3	1-1/16	10	2-1/8	6	8.46
466-578	8 X 2	6-1/2	4- 7/8	8- 1/2	10-1/16	3	11/16	10	2-1/8	6	8.33
466-579 ¹	8X2-1/2	7-5/8	4- 7/8	8- 1/2	10-1/16	5- 1/4	1-9/16	10	4	6	9.45
466-580 ¹	8X3	7-5/8	4- 7/8	8- 1/2	10-1/16	5- 1/4	1- 7/16	10	4	6	9.49
466-582	8X4	7- 5/16	4- 7/8	8- 1/2	10-1/16	5- 1/4	11/16	10	4	6	8.70
466-585	8X6	8- 3/32	4- 7/8	8- 1/2	10-1/16	7-11/16	11/16	10	6	6	9.97
466-620 ¹	10X1-1/2	8-13/16	6	8-1/2	12-1/4	5-1/4	3-1/4	10	4	6	13.78
466-624	10X4	8-7/16	6	8- 1/2	12-1/4	5- 1/4	13/16	10	4	6	12.48
466-626	10X6	9-3/16	6	8-1/2	12-1/4	7- 5/8	13/16	10	6	6	13.42

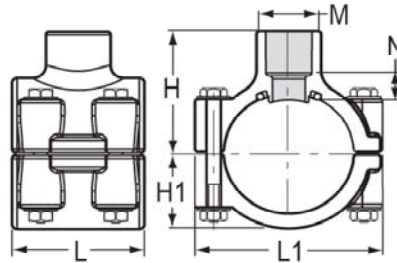


Schedule 40 Fittings Technical
Schedule 40 Clamp-On Saddles Dimensions & Information

Clamp-On Saddle x Soc Single Outlet, PVC White

(Continued)

with Buna-N O-ring Seal & Zinc-Plated Hardware
 2"- 4" 235, 6" 200, 8"-12" 150 psi @ 73°F (23°C)
 Dimensions Also Applicable to
 466S-XXX 466E-XXX 466SE-XXX

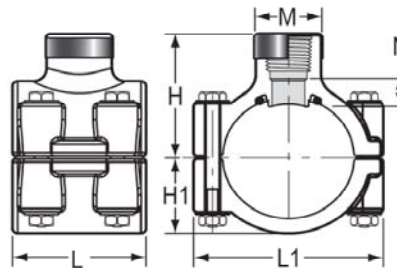


Part Number	Size	H	H1	L	L1	M	N	Bolt Torque FT./LBS.	Hole Size	No of Bolts	Approx. Wt. (Lbs.)
466-664	12X4	9-1/2	7-1/8	8- 1/2	14-14-1/4	5- 1/4	7/8	10	4	6	16.01
466-666	12X6	10-5/16	7-1/8	8- 1/2	14-1/4	7-11/16	7/8	10	6	6	16.87

¹ Outlet-sized with Bushing

Clamp-On Saddle x SR Thread Single Outlet, PVC White

with Buna-N O-ring Seal & Zinc-Plated Hardware
 2"- 4" 235, 6" 200, 8"-12" 150 psi @ 73°F (23°C)
 Dimensions Also Applicable to
 467S-XXXSR 467E-XXXSR 467SE-XXXSR



Part Number	Size	H	H1	L	L1	M	N	Bolt Torque FT./LBS.	Min Hole Size	No of Bolts	Approx. Wt. (Lbs.)
467-247SR	2X1/2	2-13/32	1- 1/2	2- 7/16	3- 7/16	1-7/32	1/2	8	3/4	4	.66
467-248SR	2X3/4	2-9/16	1- 1/2	2- 7/16	3- 7/16	1- 3/8	5/8	8	7/8	4	.67
467-249SR	2X1	2-11/16	1- 1/2	2- 7/16	3- 7/16	1-23/32	9/16	8	1-1/8	4	.69
467-250SR	2X1-1/4	2-13/16	1- 1/2	2- 7/16	3- 7/16	2- 1/16	11/16	8	1-1/2	4	.72
467-251SR	2X1-1/2	2-15/16	1-1/2	2-7/16	3-7/16	2-7/16	13/16	8	1-1/2	4	.79
467-291SR	2-1/2X1-1/2	3- 3/16	1-3/4	4-1/8	4-1/8	2-7/16	13/16	8	1-3/4	4	1.13
467-333SR ¹	3X1/2	3- 5/16	2	3	4-3/4	1- 3/8	13/16	8	7/8	4	.92
467-334SR	3X3/4	3- 1/16	2	3	4-3/4	1- 3/8	19/32	8	7/8	4	.91
467-335SR	3X1	3- 3/16	2	3	4-3/4	1-23/32	17/32	8	1-1/8	4	.94
467-336SR ¹	3X1-1/4	3-7/8	2	4-1/8	4-3/4	3-1/32	1-3/16	8	2-1/4	4	1.51
467-337SR ¹	3X1-1/2	3-7/8	2	4-1/8	4-3/4	3-1/32	1-3/16	8	2-1/4	4	1.47
467-338SR	3X2	3-11/16	2	4-1/8	4-3/4	3-1/32	15/16	8	2-1/4	4	1.38
467-415SR ¹	4X1/2	4-1/32	2- 5/8	3	5-13/16	1-23/32	1-1/16	8	1-1/8	4	1.34
467-416SR ¹	4X3/4	4-1/32	2- 5/8	3	5-13/16	1-23/32	1-1/32	8	1-1/8	4	1.32
467-417SR	4X1	3-7/8	2- 5/8	3	5-13/16	1-23/32	11/16	8	1-1/8	4	1.30
467-418SR ¹	4X1-1/4	4-7/32	2- 5/8	4-1/8	5-13/16	2-7/16	1-1/32	8	1-3/4	4	1.75
467-419SR	4X1-1/2	4-1/16	2- 5/8	4-1/8	5-13/16	2-7/16	7/8	8	1-3/4	4	1.72
467-420SR	4X2	4-1/4	2- 5/8	4- 1/8	5-13/16	3-1/32	1	8	2-1/4	4	1.82
467-421SR ¹	4X2-1/2	5-5/32	2- 5/8	5-1/2	5-13/16	4-5/16	1-5/16	8	3	4	3.00
467-422SR	4X3	4-3/4	2-5/8	5-1/2	5-13/16	4-5/16	1	8	3	4	2.66
467-523SR ¹	6X1/2	5-11/32	3-13/16	3	8-3/16	1-23/32	1-5/16	8	1-1/8	4	2.50
467-524SR ¹	6X3/4	5-11/32	3-13/16	3	8-3/16	1-23/32	1-1/4	10	1-1/8	4	2.48
467-525SR	6X1	5- 1/8	3-13/16	3	8-3/16	1-23/32	7/8	10	1-1/8	4	2.46
467-526SR ¹	6X1-1/4	5-3/4	3-13/16	4- 1/8	8-3/16	3-1/32	1-7/16	10	2-1/4	4	3.47
467-527SR ¹	6X1-1/2	5-3/4	3-13/16	4- 1/8	8-3/16	3-1/32	1-7/16	10	2-1/4	4	3.43
467-528SR	6X2	5- 1/2	3-13/16	4- 1/8	8-3/16	3-1/32	1-3/16	10	2-1/4	4	3.30
467-529SR ¹	6X2-1/2	6-9/32	3-13/16	6	8-3/16	4-5/16	1-13/32	10	3	4	5.03

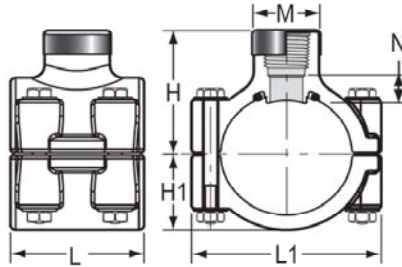
Schedule 40 Fittings Technical
Schedule 40 Clamp-On Saddles Dimensions & Information



Clamp-On Saddle x SR Thread
Single Outlet, PVC White

(Continued)

with Buna-N O-ring Seal & Zinc-Plated Hardware
 2"- 4" 235, 6" 200, 8"-12" 150 psi @ 73°F (23°C)
 Dimensions Also Applicable to
 467S-XXXSR 467E-XXXSR 467SE-XXXSR

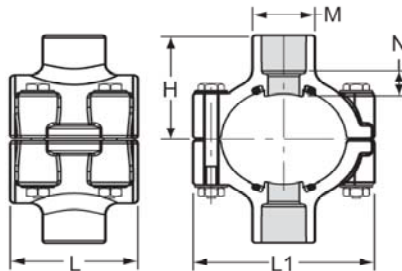


Part Number	Size	H	H1	L	L1	M	N	Bolt Torque FT./LBS.	Min Hole Size	No of Bolts	Approx. Wt. (Lbs.)
467-530SR	6X3	5-7/8	3-13/16	6	8-3/16	4-5/16	1-5/32	10	3	4	4.78
467-532SR	6X4	6	3-13/16	6-1/16	9-13/16	5-1/4	1-3/16	10	4	4	5.66
467-573SR ¹	8X1/2	6-15/16	4-7/8	8-1/2	10-1/16	3	1-7/8	10	2-1/8	6	8.58
467-574SR ¹	8X3/4	6-15/16	4-7/8	8-1/2	10-1/16	3	1-13/16	10	2-1/8	6	8.62
467-575SR ¹	8X1	6-15/16	4-7/8	8-1/2	10-1/16	3	1-11/16	10	2-1/8	6	8.62
467-576SR ¹	8X1-1/4	6-3/4	4-7/8	8-1/2	10-1/16	3-1/32	1-7/16	10	2-1/8	6	8.56
467-577SR ¹	8X1-1/2	6-3/4	4-7/8	8-1/2	10-1/16	3-1/32	1-7/16	10	2-1/8	6	8.52
467-578SR ¹	8X2	6-1/2	4-7/8	8-1/2	10-1/16	3-1/32	1-7/32	10	2-1/8	6	8.34
467-579SR ¹	8X2-1/2	7-11/16	4-7/8	8-1/2	10-1/16	5-1/4	1-3/4	10	4	6	9.81
467-580SR ¹	8X3	7-11/16	4-7/8	8-1/2	10-1/16	5-1/4	1-15/16	10	4	6	9.56
467-582SR	8X4	7-5/16	4-7/8	8-1/2	10-1/16	5-1/4	1-1/2	10	4	6	8.86
467-585SR	8X6	8-1/16	4-7/8	8-1/2	10-1/16	7-21/32	2-1/4	10	6	6	10.55
467-624SR	10X4	8-7/16	6	8-1/2	12-1/4	5-1/4	1-17/32	10	4	6	12.65
467-626SR	10X6	9-7/32	6	8-1/2	12-1/4	7-21/32	2-5/16	10	6	6	14.24
467-664SR	12X4	9-1/2	7-1/8	8-1/2	14-1/4	5-1/4	1-5/8	10	4	6	16.15
467-666SR	12X6	10-9/32	7-1/8	8-1/2	14-1/4	7-21/32	2-3/8	10	6	6	17.59

¹ Outlet-sized with Bushing

Clamp-On Saddle x Soc Double
Outlet, PVC White

with Buna-N O-ring Seal & Zinc-Plated Hardware
 2"- 4" 235, 6" 200, 8"-12" 150 psi @ 73°F (23°C)
 Dimensions Also Applicable to
 468S-XXX 468E-XXX 468SE-XXX



Part Number	Size	H	L	L1	M	N	Bolt Torque FT./LBS.	Min Hole Size	No of Bolts	Approx. Wt. (Lbs.)
468-247	2X1/2	2-3/8	2-7/16	3-7/16	1-3/16	5/16	8	3/4	4	.68
468-248	2X3/4	2-9/16	2-7/16	3-7/16	1-3/8	5/16	8	7/8	4	.70
468-249	2X1	2-11/16	2-7/16	3-7/16	1-11/16	5/16	8	1-1/8	4	.73
468-250	2X1-1/4	2-13/16	2-7/16	3-7/16	2-1/16	5/16	8	1-1/2	4	.76
468-251	2X1-1/2	2-15/16	2-7/16	3-7/16	2-13/32	11/32	8	1-1/2	4	.89
468-291	2-1/2X1-1/2	3-3/16	4-1/8	4-1/8	2-13/32	11/32	8	1-3/4	4	1.22
468-333 ¹	3X1/2	3-3/16	3	4-3/4	1-3/8	11/16	8	7/8	4	.95
468-334	3X3/4	3-1/16	3	4-3/4	1-3/8	9/32	8	7/8	4	.91
468-335	3X1	3-3/16	3	4-3/4	1-11/16	9/32	8	1-1/8	4	.94
468-336 ¹	3X1-1/4	3-7/8	4-1/8	4-3/4	3	7/8	8	2-1/4	4	1.88
468-337 ¹	3X1-1/2	3-7/8	4-1/8	4-3/4	3	3/4	8	2-1/4	4	1.79
468-338	3X2	3-11/16	4-1/8	4-3/4	3	3/8	8	2-1/4	4	1.52
468-415 ¹	4X1/2	4-1/32	3	5-13/16	1-11/16	1	8	1-1/8	4	1.42

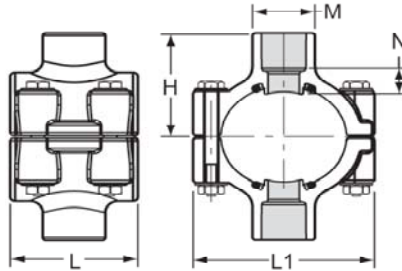


Schedule 40 Fittings Technical
Schedule 40 Clamp-On Saddles Dimensions & Information

Clamp-On Saddle x Soc Double Outlet, PVC White

(Continued)

with Buna-N O-ring Seal & Zinc-Plated Hardware
 2"- 4" 235, 6" 200, 8"-12" 150 psi @ 73°F (23°C)
 Dimensions Also Applicable to
 468S-XXX 468E-XXX 468SE-XXX



Part Number	Size	H	L	L1	M	N	Bolt Torque FT./LBS.	Min Hole Size	No of Bolts	Approx. Wt. (Lbs.)
468-416 ¹	4X3/4	4-1/32	3	5-13/16	1-11/16	13/16	8	1-1/8	4	1.39
468-417	4X1	3-27/32	3	5-13/16	1-11/16	13/32	8	1-1/8	4	1.33
468-418 ¹	4X1-1/4	4-11/32	4-1/8	5-13/16	2-7/16	13/16	8	1-3/4	4	1.90
468-419	4X1-1/2	4-1/16	4-1/8	5-13/16	2-7/16	13/32	8	1-3/4	4	1.78
468-420	4X2	4-1/4	4-1/8	5-13/16	3	7/16	8	2-1/4	4	1.93
468-421 ¹	4X2-1/2	5	5-1/2	5-13/16	4-9/32	31/32	8	3	4	3.79
468-422	4X3	4-11/16	5-1/2	5-13/16	4-9/32	17/32	8	3	4	3.05
468-523 ¹	6X1/2	5-5/16	3	8-3/16	1-11/16	1-7/32	8	1-1/8	4	2.56
468-524 ¹	6X3/4	5-5/16	3	8-3/16	1-11/16	1-1/16	10	1-1/8	4	2.53
468-525	6X1	5-1/8	3	8-3/16	1-11/16	5/8	10	1-1/8	4	2.46
468-526 ¹	6X1-1/4	5-15/16	4-1/8	8-3/16	3	1-1/8	10	2-1/4	4	3.82
468-527 ¹	6X1-1/2	5-11/16	4-1/8	8-3/16	3	1-1/16	10	2-1/4	4	3.72
468-528	6X2	5-1/2	4-1/8	8-3/16	3	11/16	10	2-1/4	4	3.46
468-529 ¹	6X2-1/2	6-7/32	6	8-3/16	4-9/32	1-1/8	10	3	4	5.76
468-530	6X3	5-7/8	6	8-3/16	4-5/16	11/16	10	3	4	5.01
468-532	6X4	6	6-1/16	9-13/16	5-1/4	7/16	10	4	4	6.01
468-573 ¹	8X1/2	6-11/16	8-1/2	10-1/16	3	1-5/8	10	2-1/8	6	8.89
468-574 ¹	8X3/4	6-11/16	8-1/2	10-1/16	3	1-3/8	10	2-1/8	6	8.87
468-575 ¹	8X1	6-11/16	8-1/2	10-1/16	3	1-5/16	10	2-1/8	6	8.88
468-576 ¹	8X1-1/4	6-11/16	8-1/2	10-1/16	3	1-1/8	10	2-1/8	6	8.90
468-577 ¹	8X1-1/2	6-11/16	8-1/2	10-1/16	3	1-1/16	10	2-1/8	6	8.81
468-578 ¹	8X2	6-1/2	8-1/2	10-1/16	3	11/16	10	2-1/8	6	8.54
468-579 ¹	8X2-1/2	7-5/8	8-1/2	10-1/16	5-1/4	1-9/16	10	4	6	10.79
468-580 ¹	8X3	7-5/8	8-1/2	10-1/16	5-1/4	1-7/16	10	4	6	10.85
468-582	8X4	7-5/16	8-1/2	10-1/16	5-1/4	11/16	10	4	6	9.28
468-585	8X6	8-3/32	8-1/2	10-1/16	7-11/16	11/16	10	6	6	11.83
468-624	10X4	8-7/16	8-1/2	12-1/4	5-1/4	13/16	10	4	6	12.94
468-626	10X6	9-3/16	8-1/2	12-1/4	7-11/16	13/16	10	6	6	14.82
468-664	12X4	9-1/2	8-1/2	14-1/4	5-1/4	7/8	10	4	6	16.52
468-666	12X6	10-5/16	8-1/2	14-1/4	7-11/16	7/8	10	6	6	18.23

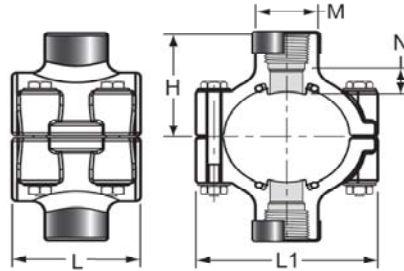
¹ Outlet-sized with Bushing

Schedule 40 Fittings Technical
Schedule 40 Clamp-On Saddles Dimensions & Information



Clamp-On Saddle x SR Thread
Double Outlet, PVC White

with Buna-N O-ring Seal & Zinc-Plated Hardware
 2"- 4" 235, 6" 200, 8"-12" 150 psi @ 73°F (23°C)
 Dimensions Also Applicable to
 469S-XXXSR 469E-XXXSR 469SE-XXXSR



¹Outlet-sized with Bushing

Part Number	Size	H	L	L1	M	N	Bolt Torque FT./LBS.	Min Hole Size	No of Bolts	Approx. Wt. (Lbs.)
469-247SR	2X1/2	2-13/32	2- 7/16	3- 7/16	1-7/32	1/2	8	3/4	4	.70
469-248SR	2X3/4	2-9/16	2- 7/16	3- 7/16	1- 3/8	5/8	8	7/8	4	.73
469-249SR	2X1	2-11/16	2- 7/16	3- 7/16	1-23/32	9/16	8	1-1/8	4	.77
469-250SR	2X1-1/4	2-13/16	2- 7/16	3- 7/16	2- 1/16	11/16	8	1-1/2	4	.83
469-251SR	2X1-1/2	2-15/16	2- 7/16	3- 7/16	2-7/16	13/16	8	1-1/2	4	.98
469-291SR	2-1/2X1-1/2	3- 3/16	4-1/8	4-1/8	2-7/16	13/16	8	1-3/4	4	1.34
469-333SR ¹	3X1/2	3- 5/16	3	4-3/4	1- 3/8	13/16	8	7/8	4	.98
469-334SR	3X3/4	3- 1/16	3	4-3/4	1- 3/8	19/32	8	7/8	4	.96
469-335SR	3X1	3- 3/16	3	4-3/4	1-23/32	17/32	8	1-1/8	4	1.01
469-336SR ¹	3X1-1/4	3-7/8	4-1/8	4-3/4	3-1/32	1-3/16	8	2-1/4	4	1.97
469-337SR ¹	3X1-1/2	3-7/8	4-1/8	4-3/4	3-1/32	1-3/16	8	2-1/4	4	1.88
469-338SR	3X2	3-11/16	4-1/8	4-3/4	3-1/32	15/16	8	2-1/4	4	1.72
469-415SR ¹	4X1/2	4-1/32	3	5-13/16	1-23/32	1-1/16	8	1-1/8	4	1.46
469-416SR ¹	4X3/4	4-1/32	3	5-13/16	1-23/32	1-1/32	8	1-1/8	4	1.43
469-417SR	4X1	3-7/8	3	5-13/16	1-23/32	11/16	8	1-1/8	4	1.40
469-418SR ¹	4X1-1/4	4-7/32	4-1/8	5-13/16	2-7/16	1-1/32	8	1-3/4	4	1.99
469-419SR	4X1-1/2	4-1/16	4-1/8	5-13/16	2-7/16	7/8	8	1-3/4	4	1.92
469-420SR	4X2	4-1/4	4- 1/8	5-13/16	3-1/32	1	8	2-1/4	4	2.12
469-421SR ¹	4X2-1/2	5-5/32	5-1/2	5-13/16	4-5/16	15/16	8	3	4	4.11
469-422SR	4X3	4-3/4	5-1/2	5-13/16	4-5/16	1	8	3	4	3.44
469-523SR ¹	6X1/2	5-11/32	3	8-3/16	1-23/32	1-5/16	8	1-1/8	4	3.01
469-524SR ¹	6X3/4	5-11/32	3	8-3/16	1-23/32	1-1/4	10	1-1/8	4	2.57
469-525SR	6X1	5- 1/8	3	8-3/16	1-23/32	7/8	10	1-1/8	4	2.53
469-526SR ¹	6X1-1/4	5-3/4	4- 1/8	8-3/16	3-1/32	1-7/16	10	2-1/4	4	3.91
469-527SR ¹	6X1-1/2	5-3/4	4- 1/8	8-3/16	3-1/32	1-7/16	10	2-1/4	4	3.83
469-528SR	6X2	5- 1/2	4- 1/8	8-3/16	3-1/32	1-3/16	10	2-1/4	4	3.57
469-529SR ¹	6X2-1/2	6-9/32	6	8-3/16	4-5/16	1-13/32	10	3	4	6.07
469-530SR	6X3	5-7/8	6	8-3/16	4-5/16	1-5/32	10	3	4	5.57
469-532SR	6X4	6	6-1/16	9-13/16	5-1/4	1-3/16	10	4	4	6.46
469-573SR ¹	8X1/2	6-15/16	8- 1/2	10-1/16	3	1-7/8	10	2-1/8	6	9.04
469-574SR ¹	8X3/4	6-15/16	8- 1/2	10-1/16	3	1-13/16	10	2-1/8	6	9.11
469-575SR ¹	8X1	6-15/16	8- 1/2	10-1/16	3	1-11/16	10	2-1/8	6	9.12
469-576SR ¹	8X1-1/4	6-3/4	8- 1/2	10-1/16	3-1/32	1-7/16	10	2-1/8	6	8.99
469-577SR ¹	8X1-1/2	6-3/4	8- 1/2	10-1/16	3-1/32	1-7/16	10	2-1/8	6	8.91
469-578SR ¹	8X2	6-1/2	8- 1/2	10-1/16	3-1/32	1-7/32	10	2-1/8	6	8.56
469-579SR ¹	8X2-1/2	7-11/16	8- 1/2	10-1/16	5- 1/4	1-3/4	10	4	6	11.49
469-580SR ¹	8X3	7-11/16	8- 1/2	10-1/16	5- 1/4	1-15/16	10	4	6	11.00
469-582SR	8X4	7- 5/16	8- 1/2	10-1/16	5- 1/4	1-1/2	10	4	6	9.59
469-585SR	8X6	8-1/16	8- 1/2	7-21/32	7-21/32	2-1/4	10	6	6	12.98
469-624SR	10X4	8-7/16	8- 1/2	12-1/4	5- 1/4	1-17/32	10	4	6	13.28
469-626SR	10X6	9-7/32	8- 1/2	12-1/4	7-21/32	2-5/16	10	6	6	16.47
469-666SR	12X6	10-9/32	8- 1/2	14-1/4	7-21/32	2-3/8	10	6	6	19.68