



# **PVC Clear Schedule 40 Pipe & Fittings**



## **ENGINEERING GUIDE**

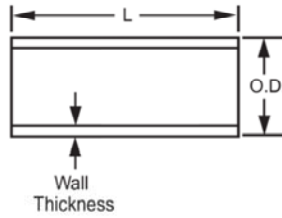
Contact Spears® for any Information not found.

Schedule 40 Fittings Technical  
**PVC Clear Sch 40 Pipe & Fittings Dimensions**



**Pipe - Clear PVC Schedule 40  
 Plain End**

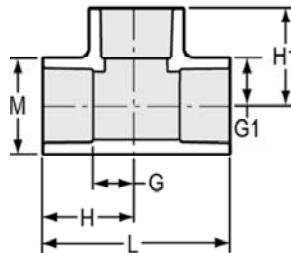
10' Lengths



Part Number	Size	L	AVG.O.D.	Minimum Wall	Approx. Wt. (Lbs./Ft)
PL-002	1/4	10	.540	.088	.08
PL-003	3/8	10	.675	.091	.10
PL-005	1/2	10	.840	.109	.15
PL-007	3/4	10	1.050	.113	.22
PL-010	1	10	1.315	.133	.33
PL-012	1-1/4	10	1.660	.140	.44
PL-015	1-1/2	10	1.900	.145	.49
PL-020	2	10	2.375	.154	.72
PL-025	2-1/2	10	2.875	.203	1.13
PL-030	3	10	3.500	.216	1.48
PL-040	4	10	4.500	.237	2.11
PL-060	6	10	6.625	.280	3.17
PL-080	8	10	8.625	.322	5.94
PL-100	10	10	10.750	.365	7.96
PL-120	12	10	12.750	.406	10.53

**Tee - Clear**

Socket x Socket x Socket



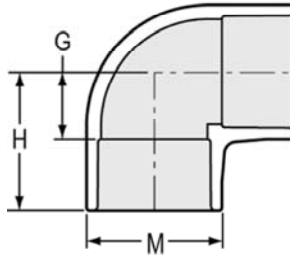
Part Number	Size	G	G1	H	H1	L	M	Approx. Wt. (Lbs.)
401-002L	1/4	11/32	11/32	31/32	31/32	1-29/32	27/32	.04
401-003L	3/8	3/8	3/8	1- 1/8	1- 1/8	2- 1/4	29/32	.03
401-005L	1/2	1/2	1/2	1- 1/4	1- 1/4	2- 1/2	1- 3/32	.06
401-007L	3/4	9/16	9/16	1- 9/16	1- 9/16	3- 1/8	1- 5/16	.11
401-010L	1	11/16	11/16	1- 3/4	1- 3/4	3- 1/2	1- 5/8	.15
401-012L	1-1/4	7/8	7/8	2- 1/8	2- 1/8	4- 1/4	2	.25
401-015L	1-1/2	1-1/16	1-1/16	2-3/8	2-3/8	4-3/4	2- 1/4	.32
401-020L	2	1- 3/8	1- 3/8	2- 3/4	2- 3/4	5- 1/2	2- 3/4	.48
401-025L	2-1/2	1-21/32	1-21/32	3-13/32	3-13/32	6-13/16	3-5/16	.98
401-030L	3	1-15/16	1-15/16	3-27/32	3-27/32	7-11/16	4	1.42
401-040L	4	2-7/16	2-7/16	4- 7/16	4- 7/16	8- 7/8	5- 1/32	2.14
401-060L	6	3- 5/8	3- 5/8	6-21/32	6-21/32	13- 5/16	7- 9/32	6.33
401-080L	8	4- 1/2	4- 1/2	8-17/32	8-17/32	17- 1/16	9-11/32	11.42



Schedule 40 Fittings Technical  
**PVC Clear Sch 40 Pipe & Fittings Dimensions**

**90° EII - Clear**

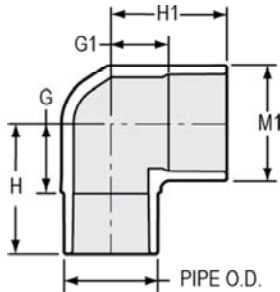
Socket x Socket



Part Number	Size	G	H	M	Approx. Wt. (Lbs.)
406-002L	1/4	13/32	1- 3/32	25/32	.02
406-003L	3/8	3/8	1- 1/8	7/8	.02
406-005L	1/2	1/2	1- 1/4	1-3/32	.04
406-007L	3/4	9/16	1- 1/2	1-5/16	.07
406-010L	1	11/16	1-25/32	1- 5/8	.11
406-012L	1-1/4	31/32	2- 5/32	2	.19
406-015L	1-1/2	1- 1/16	2-3/8	2- 1/4	.23
406-020L	2	1-5/16	2-11/16	2- 3/4	.33
406-025L	2-1/2	1-17/32	3-5/16	3-11/32	.78
406-030L	3	1-7/8	3-3/4	4	.97
406-040L	4	2-13/32	4- 7/16	5-1/32	1.74
406-060L	6	3-9/16	6- 9/16	7- 9/32	4.39
406-080L	8	4- 7/16	8-15/32	9-11/32	8.66

**90° Street EII - Clear**

Spigot x Socket



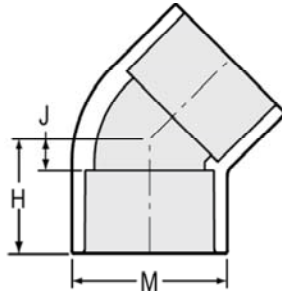
Part Number	Size	G	G1	H	H1	M1	Approx. Wt. (Lbs.)
409-005L	1/2	23/32	1/2	1-15/32	1-1/4	1-1/8	.04
409-007L	3/4	27/32	17/32	1-27/32	1-17/32	1-11/32	.07
409-010L	1	1	11/16	2-1/8	1-13/16	1- 5/8	.11
409-012L	1-1/4	1-7/32	13/16	2-15/32	2- 1/16	1-31/32	.18
409-015L	1-1/2	1-11/32	1- 1/16	2-21/32	2- 3/8	2- 1/4	.23
409-020L	2	1-5/8	1-7/32	2-31/32	2- 5/8	2-23/32	.34
409-025L	2-1/2	1-15/16	1-1/2	3-11/16	3-1/4	3-11/32	.76

**Schedule 40 Fittings Technical**  
**PVC Clear Sch 40 Pipe & Fittings Dimensions**



**45° EII - Clear**

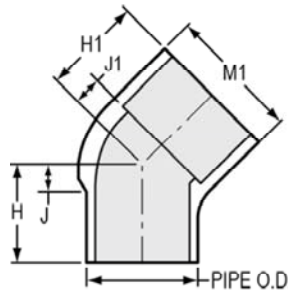
Socket x Socket



Part Number	Size	H	J	M	Approx. Wt. (Lbs.)
417-002L	1/4	13/16	5/32	27/32	.02
417-003L	3/8	31/32	7/32	1	.01
417-005L	1/2	1- 1/8	11/32	1- 3/32	.03
417-007L	3/4	1- 3/8	7/16	1- 5/16	.06
417-010L	1	1- 1/2	15/32	1-5/8	.09
417-012L	1-1/4	1-25/32	17/32	2	.16
417-015L	1-1/2	1-29/32	19/32	2- 1/4	.18
417-020L	2	2- 1/16	11/16	2- 3/4	.28
417-025L	2-1/2	2- 7/16	21/32	3-11/32	.62
417-030L	3	2-27/32	27/32	4	.79
417-040L	4	3-1/8	1- 3/32	5	1.24
417-060L	6	4- 3/4	1-11/16	7- 9/32	3.31
417-080L	8	6- 7/16	2	9- 9/32	6.59

**45° Street EII - Clear**

Spigot x Socket



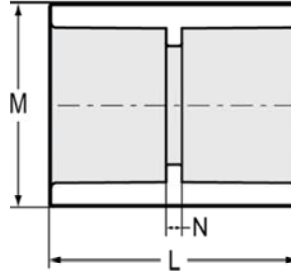
Part Number	Size	H	H1	J	J1	M1	Approx. Wt. (Lbs.)
427-005L	1/2	1-3/8	1-1/8	15/32	1/4	1- 3/16	.06
427-007L	3/4	1-17/32	1-3/8	17/32	3/8	1-13/32	.09
427-010L	1	1-25/32	1-1/2	19/32	11/32	1-23/32	.09
427-012L	1-1/4	2	1-23/32	3/4	15/32	2- 3/32	.14
427-015L	1-1/2	2-3/16	1-29/32	13/16	17/32	2-3/8	.19
427-020L	2	2	2	5/8	5/8	2-23/32	.29
427-025L	2-1/2	2-25/32	2-15/32	11/16	29/32	3-11/32	.59
427-030L	3	3-3/16	2-3/4	1-5/16	7/8	4-3/16	1.18
427-040L	4	3-7/8	3-11/32	1-5/8	1-3/32	5-1/16	2.07



Schedule 40 Fittings Technical  
**PVC Clear Sch 40 Pipe & Fittings Dimensions**

**Coupling - Clear**

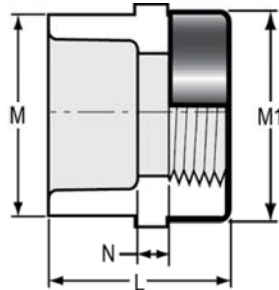
Socket x Socket



Part Number	Size	L	M	N	Approx. Wt. (Lbs.)
429-002L	1/4	1- 3/8	27/32	1/16	.02
429-003L	3/8	2-5/8	7/8	1/16	.03
429-005L	1/2	1-19/32	1- 3/32	3/32	.02
429-007L	3/4	2- 3/32	1- 5/16	3/32	.04
429-010L	1	2-3/32	1-5/8	3/32	.07
429-012L	1-1/4	2-11/32	1-31/32	3/32	.10
429-015L	1-1/2	2- 5/8	2- 7/32	3/32	.09
429-020L	2	2- 7/8	2- 3/4	3/32	.19
429-025L	2-1/2	3-23/32	3-11/32	3/16	.40
429-030L	3	3-31/32	4	3/16	.51
429-040L	4	4- 1/4	5- 1/32	3/16	.79
429-060L	6	6- 5/16	7- 1/4	1/4	1.98
429-080L	8	8-3/8	9-3/8	1/4	4.61

**Female Adapter - Clear**

Socket x SR Fipt



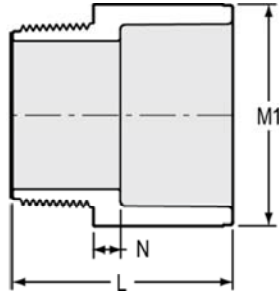
Part Number	Size	L	M	M1	N	Approx. Wt. (Lbs.)
435-002SRL	1/4	1- 5/16	13/16	13/16	5/32	.02
435-003SRL	3/8	1- 7/16	15/16	15/16	1/16	.03
435-005SRL	1/2	1-23/32	1-5/32	1- 3/16	3/32	.06
435-007SRL	3/4	1- 7/8	1-13/32	1- 3/8	3/32	.07
435-010SRL	1	2- 1/8	1- 3/4	1- 3/4	1/8	.12
435-012SRL	1-1/4	2- 5/16	2- 3/32	2- 3/32	1/8	.18
435-015SRL	1-1/2	2- 7/16	2- 7/16	2- 7/16	1/8	.25
435-020SRL	2	2-11/16	3	3	1/4	.40
435-025SRL	2-1/2	3- 1/4	3- 9/16	3- 9/16	1/4	.65
435-030SRL	3	3- 1/2	4- 9/32	4- 5/16	5/16	.96
435-040SRL	4	3-15/16	5- 7/32	5- 7/32	3/16	1.30

Schedule 40 Fittings Technical  
**PVC Clear Sch 40 Pipe & Fittings Dimensions**



**Male Adapter - Clear**

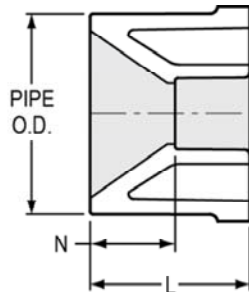
Mipt x Socket



Part Number	Size	L	M1	N	Approx. Wt. (Lbs.)
436-003L	3/8	1- 3/8	1	1/8	.01
436-005L	1/2	1-17/32	1- 1/8	5/32	.02
436-007L	3/4	1-23/32	1-11/32	5/32	.04
436-010L	1	2- 1/16	1- 5/8	5/32	.07
436-012L	1-1/4	2- 7/16	2	3/16	.11
436-015L	1-1/2	2-17/32	2- 1/4	7/32	.12
436-020L	2	2-21/32	2- 3/4	7/32	.18
436-025L	2-1/2	3-13/16	3-7/16	1/4	.40
436-030L	3	3-25/32	4	9/32	.53
436-040L	4	4-1/16	5- 1/8	5/16	.77

**Reducer Bushing - Clear**

Spigot x Socket



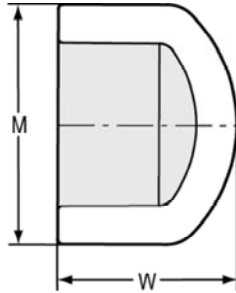
Part Number	Size	L	N	Approx. Wt. (Lbs.)
437-101L	3/4X1/2	1- 1/16	9/32	.01
437-131L	1X3/4	1- 1/4	5/16	.03
437-168L	1-1/4X1	1- 1/2	7/16	.07
437-211L	1-1/2X1	1-17/32	13/32	.14
437-212L	1-1/2X1-1/4	1-17/32	9/32	.05
437-251L	2X1-1/2	1- 9/16	1/4	.12
437-292L	2-1/2X2	2- 1/16	11/16	.25
437-338L	3X2	2- 7/32	9/16	.45
437-339L	3X2-1/2	2- 7/32	7/16	.33
437-422L	4X3	2-11/32	15/32	.78
437-532L	6X4	3-17/32	1- 1/2	1.94
437-585L	8X6	4-13/32	1- 3/8	3.86



**Schedule 40 Fittings Technical**  
**PVC Clear Sch 40 Pipe & Fittings Dimensions**

**Cap - Clear**

Socket

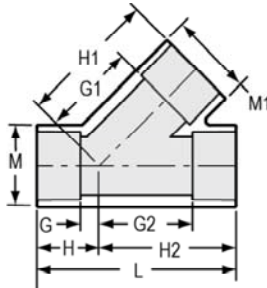


Part Number	Size	M	W	Approx. Wt. (Lbs.)
447-002L	1/4	13/16	15/16	.02
447-003L	3/8	29/32	1	.02
447-005L	1/2	1- 3/32	1- 1/16	.02
447-007L	3/4	1- 5/16	1- 5/16	.03
447-010L	1	1- 9/16	1- 9/16	.05
447-012L	1-1/4	1-31/32	1- 3/4	.08
447-015L	1-1/2	2- 1/4	1-29/32	.11
447-020L	2	2-23/32	2- 1/32	.15
447-025L	2-1/2	3-5/16	2-29/32	.34
447-030L	3	4	3-3/8	.46
447-040L	4	5- 1/16	3- 1/8	.77
447-060L	6	7- 1/4	5-7/16	1.98
447-080L	8	9-11/32	6-25/32	4.58

**Wyes & Reducing Wyes - Clear**

Socket x Socket x Socket

1/2" - 2" - 235 psi Maximum Internal Pressure Rating @ 73°F (23°C)  
 2-1/2" - 6" - 150 psi Maximum Internal Pressure Rating @ 73°F (23°C)



Part Number	Size	G	G1	G2	H	H1	H2	L	M	M1	Approx. Wt. (Lbs.)
475-015L	1-1/2	1/2	2-19/32	2- 9/16	1- 7/8	3-31/32	3-15/16	5-13/16	2-11/32	2-11/32	.69
475-020L	2	19/32	3- 7/32	3- 7/32	2- 1/8	4- 3/4	4- 3/4	6- 7/8	2- 7/8	2- 7/8	.65
475-030L	3	11/16	4-23/32	4- 1/4	2- 9/16	6- 5/8	6- 1/8	8-23/32	4- 3/16	4- 3/16	1.86
475-040L	4	1- 7/32	5-23/32	5	3- 1/2	7-31/32	7- 1/4	10- 3/4	5- 1/4	5- 1/4	4.56
475-060L	6	1-13/32	8-21/32	8-1/16	4-13/32	11-21/32	11-1/16	15-15/32	7- 9/16	7- 9/16	12.15
475-532L	6X4	31/32	6- 9/16	5-11/16	3-15/16	8-27/32	8-23/32	12-21/32	7- 9/16	5- 7/16	8.48