

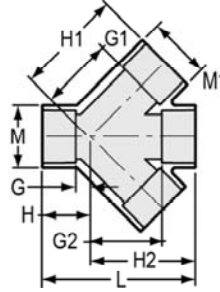


Double Wye - Reducing

(Continued)

Socket x Socket x Socket x Socket

Size 3" is 150 psi, all Fabricated Sizes- 100 psi
Maximum Internal Pressure Rating @ 73°F (23° C)



Part Number	Size	G	G1	G2	H	H1	H2	L	M	M1	Approx. Wt. (Lbs.)
476-661F ^{2*}	12X2	1- 1/8	12- 9/16	11- 5/8	5- 1/8	14- 5/16	17- 7/8	23	13- 9/16	2-11/16	20.67
476-662F ^{2*}	12X2 1/2	1-1/8	13	11-5/8	5-1/8	15	17-7/8	23	13-9/16	3-1/4	21.31
476-663F ^{2*}	12X3	3/8	13-11/16	12- 3/8	5- 7/8	15-15/16	18- 5/8	24- 1/2	13- 9/16	3-15/16	23.46
476-664F ^{2*}	12X4	3/8	14-11/16	13- 1/8	6- 5/8	16-15/16	19- 3/8	26	13- 9/16	5	33.25
476-666F ^{2*}	12X6	2- 3/8	15- 5/8	15- 1/8	8- 5/8	18- 7/8	21- 3/8	30	13- 9/16	7- 3/16	42.55
476-668F ^{2*}	12X8	3- 7/8	17- 1/16	16- 5/8	10- 1/8	21- 5/16	22- 7/8	33	13- 9/16	9- 1/4	54.07
476-670F ^{2*}	12X10	5- 3/8	18- 1/8	18- 1/8	11- 5/8	23- 3/8	24- 3/8	36	13- 9/16	11- 1/2	67.88
476-756F ^{2*}	16X6	1-7/8	17-13/16	17-7/8	9-7/8	21-1/16	25-7/8	35-3/4	17	7-3/16	64.27
476-786F ^{2*}	18X6	7/8	19-1/8	18-7/8	9-7/8	22-3/8	27-7/8	37-3/4	19-1/8	7-3/16	91.45

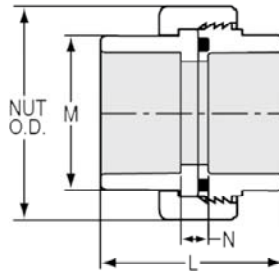
² Fiberglass reinforced.

* Fabricated

Union - Socket/Buna

Socket x Socket with Buna-N O-ring Seal

Dimensions Also Applicable to
497-XXX EPDM O-Ring Seals



Pressure Rating
150 psi @ 73°F

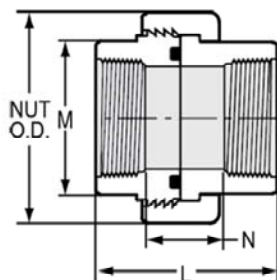
Part Number	Size	L	M	N	NUT O.D.	Approx. Wt. (Lbs.)
457-005	1/2	1-27/32	1- 3/32	11/32	1-23/32	.08
457-007	3/4	2- 3/16	1- 5/16	11/32	2	.11
457-010	1	2- 7/16	1- 5/8	11/32	2- 3/8	.17
457-012	1-1/4	2-29/32	1-31/32	13/32	2-11/16	.24
457-015	1-1/2	3- 1/32	2- 1/4	13/32	3- 3/32	.32
457-020	2	3- 9/32	2-23/32	17/32	3- 5/8	.49
457-025	2-1/2	4- 1/16	3-11/32	9/16	4- 3/8	.87
457-030	3	4-11/32	4	19/32	5- 3/32	1.27
457-040	4	4-21/32	5- 1/32	5/8	6- 3/16	1.78
457-060	6	6-27/32	7- 9/32	13/16	8- 7/8	5.45

Schedule 40 Fittings Technical
Schedule 40 Unions Dimensions & Information



Union - Fipt/Buna

Fipt x Fipt with Buna O-ring Seal
 Dimensions Also Applicable to
 498-XXX EPDM O-Ring Seals

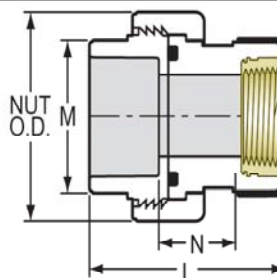


Pressure Rating
 150 psi @ 73°F

Part Number	Size	L	M	N	NUT O.D.	Approx. Wt. (Lbs.)
458-005	1/2	1-25/32	1- 3/32	5/16	1-23/32	.08
458-007	3/4	1-25/32	1- 5/16	11/32	2	.11
458-010	1	2- 1/8	1- 5/8	11/32	2- 3/8	.18
458-012	1-1/4	2- 1/4	1-31/32	13/32	2-11/16	.23
458-015	1-1/2	2-5/16	2- 1/4	13/32	3- 3/32	.31
458-020	2	2- 1/2	2-3/4	17/32	3- 5/8	.47
458-025	2-1/2	3- 5/32	3-11/32	9/16	4- 3/8	.88
458-030	3	3-13/32	4	19/32	5- 3/32	1.25
458-040	4	3-17/32	5- 1/32	9/16	6- 3/16	1.75
458-060	6	6-3/16	6-21/32	2-7/8	11-5/8	5.14

Union - Brass Fipt/Buna

Socket x Fipt with Brass Thread Insert & Buna-N O-ring Seal
 Dimensions Also Applicable to
 499-XXXBR EPDM O-Ring Seals



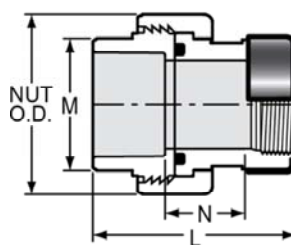
Pressure Rating
 235 psi @ 73°F

Part Number	Size	L	M	N	NUT O.D.	Approx. Wt. (Lbs.)
459-010BR	1	2-13/16	1- 7/8	1- 1/32	2- 7/8	.52
459-012BR	1-1/4	3-5/16	2-1/4	1-5/16	3- 5/16	.68
459-015BR	1-1/2	3-9/16	2- 9/16	1-13/32	3-9/16	.91
459-020BR	2	3-19/32	2- 7/8	1-5/16	4- 5/16	1.54

Not intended to convey or dispense water for human consumption through drinking or cooking

Union - Special Reinforced Fipt/Buna

Socket x SR Fipt with Buna O-ring Seal - Stainless Steel Collar
 Dimensions Also Applicable to
 499-XXXSR EPDM O-Ring Seals



Pressure Rating
 235 psi @ 73°F

Part Number	Size	L	M	N	NUT O.D.	Approx. Wt. (Lbs.)
459-002SR	1/4	2- 1/8	15/16	1-7/8	1-21/32	.09
459-003SR	3/8	2- 5/16	1-1/16	15/16	1-25/32	.06
459-005SR	1/2	2- 9/32	1- 9/32	21/32	1-31/32	.16



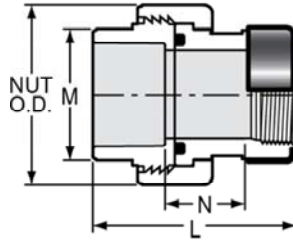
Schedule 40 Fittings Technical
Schedule 40 Unions Dimensions & Information

**Union - Special Reinforced
 Fipt/Buna**

(Continued)

Socket x SR Fipt with Buna O-ring Seal - Stainless Steel Collar

Dimensions Also Applicable to
 499-XXXSR EPDM O-Ring Seals



Pressure Rating
 235 psi @ 73°F

Part Number	Size	L	M	N	NUT O.D.	Approx. Wt. (Lbs.)
459-007SR	3/4	2-19/32	1-17/32	25/32	2- 1/2	.27
459-010SR	1	2-15/16	1-29/32	29/32	2- 7/8	.40
459-012SR	1-1/4	3- 7/32	2-7/32	31/32	3- 5/16	.54
459-015SR	1-1/2	3- 7/16	2- 9/16	1-3/32	3-7/16	.67
459-020SR	2	4-3/32	3-1/16	1-19/32	4-3/16	1.11
459-030SR	3	5-1/4	4-13/32	2	5-3/4	2.61
459-040SR	4	5-15/16	5-13/32	2-7/32	7-1/8	4.02

