

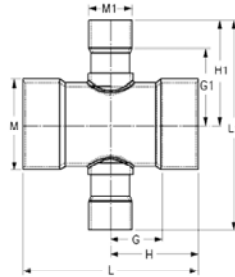
Fabricated Fittings Technical
CPVC Schedule 80 Low Pressure Fabricated Fittings



Cross SCH 80- Reducer

Socket X Socket X Socket X Socket

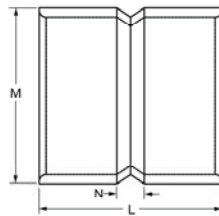
(Continued)



Part Number	Size	G	G1	H	H1	L	L1	M	M1	Approx. Wt. (Lbs.)
3920-918C	24X18	15-3/4	16-13/16	27-3/4	25-13/16	55-1/2	51-5/8	26-7/16	19-7/8	246.78
3920-920C	24X20	16-3/4	18-3/16	28-3/4	28-3/16	57-1/2	56-3/8	26-7/16	22-1/16	351.59

Coupling

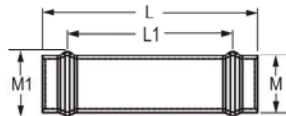
Socket X Socket



Part Number	Size	L	M	N	Approx. Wt. (Lbs.)
3929-020C	2	4-3/4	2-13/16	1-1/4	.46
3929-030C	3	5-3/4	4-1/8	1-1/4	1.18
3929-040C	4	6-1/2	5-3/16	2	1.91
3929-060C	6	8-1/2	7-1/2	2	4.71
3929-080C	8	10-3/8	9-5/8	1-7/8	8.70
3929-100C	10	13-1/8	11-15/16	2-5/8	15.68
3929-120C	12	15-1/4	14-1/8	2-3/4	25.85
3929-140C	14	16	15-1/2	2	33.33
3929-160C	16	19-3/4	17-11/16	3-3/4	54.79
3929-180C	18	22	19-7/8	4	72.88
3929-200C	20	25-3/4	22-1/16	5-3/4	102.09
3929-240C	24	29-1/4	26-7/16	5-1/4	167.66

Repair Coupling

Gasket X Gasket



Part Number	Size	L	L1	M	M1	Approx. Wt. (Lbs.)
3928-040C	4	19-1/2	15	5-3/16	5-3/4	6.53
3928-060C	6	23	18-1/4	7-1/2	8-1/8	13.41

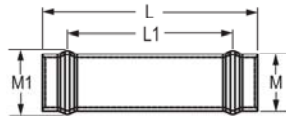


Fabricated Fittings Technical
CPVC Schedule 80 Low Pressure Fabricated Fittings

Repair Coupling

(Continued)

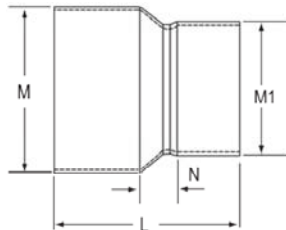
Gasket X Gasket



Part Number	Size	L	L1	M	M1	Approx. Wt. (Lbs.)
3928-080C	8	26-1/8	19	9-5/8	10-3/8	23.42
3928-100C	10	28	21-1/4	11-15/16	13-1/8	37.92
3928-120C	12	29	21-3/8	14-1/8	15-3/8	53.28
3928-140C	14	30	21	15-1/2	17-1/4	68.61
3928-160C	16	31	22-1/4	17-11/16	18-7/8	71.10
3928-180C	18	32	22-5/8	19-7/8	21-7/8	127.70
3928-200C	20	32	23-1/2	22-1/16	24-1/16	160.38
3928-240C	24	32	23-1/2	26-7/16	28-13/16	236.00

Reducer Coupling- SCH 80

Socket X Socket



Part Number	Size	L	M	M1	N	Approx. Wt. (Lbs.)
3929-338C	3X2	6	3-15/16	2-13/16	2	.68
3929-420C	4X2	9-1/4	5-1/8	2-13/16	5-1/4	1.65
3929-422C	4X3	6-7/8	5-1/8	4-1/8	2-3/8	1.45
3929-528C	6X2	14-5/8	7-5/16	2-13/16	9-5/8	3.79
3929-530C	6X3	12-1/4	7-5/16	4-1/8	6-3/4	4.17
3929-532C	6X4	8-7/8	7-5/16	5-3/16	3-3/8	3.35
3929-578C	8X2	20-3/8	9-1/2	2-13/16	14-3/8	4.59
3929-580C	8X3	18	9-1/2	4-1/8	11-1/2	8.37
3929-582C	8X4	14-5/8	9-1/2	5-3/16	8-1/8	7.75
3929-585C	8X6	11-1/8	9-1/2	7-1/2	3-5/8	6.82
3929-624C	10X4	21-1/8	11-3/4	5-3/16	13-5/8	19.07
3929-626C	10X6	17-5/8	11-3/4	7-1/2	9-1/8	15.00
3929-628C	10X8	13-3/8	11-3/4	9-5/8	3-7/8	11.31
3929-664C	12X4	28-3/8	13-15/16	5-3/16	19-7/8	29.44
3929-666C	12X6	24-7/8	13-15/16	7-1/2	15-3/8	29.92
3929-668C	12X8	20-5/8	13-15/16	9-5/8	10-1/8	27.00
3929-670C	12X10	16-3/8	13-15/16	11-15/16	4-7/8	20.77
3929-694C	14X4	30-1/8	15-3/16	5-3/16	20-7/8	34.71
3929-696C	14X6	26-5/8	15-3/16	7-1/2	16-3/8	31.45