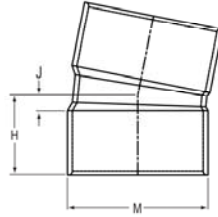


**Fabricated Fittings Technical**  
**CPVC Schedule 80 Low Pressure Fabricated Fittings**



**11-1/4° Elbow SCH 80**

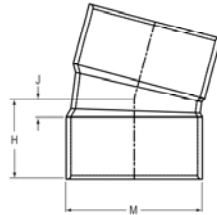
Socket X Socket



Part Number	Size	H	J	M	Approx. Wt. (Lbs.)
<a href="#">3911-040C</a>	4	3	3/4	5-3/16	1.80
<a href="#">3911-060C</a>	6	4-1/4	1	7-1/2	4.68
<a href="#">3911-080C</a>	8	5-3/8	1-1/8	9-5/8	8.72
<a href="#">3911-100C</a>	10	6-11/16	1-7/16	11-15/16	15.81
<a href="#">3911-120C</a>	12	7-13/16	1-9/16	14-1/8	26.65
<a href="#">3911-140C</a>	14	9	2	15-1/2	35.90
<a href="#">3911-180C</a>	18	11-3/4	2-3/4	19-7/8	83.44
<a href="#">3911-160C</a>	16	10-3/8	2-3/8	17-11/16	55.59
<a href="#">3911-200C</a>	20	13-1/8	3-1/8	22-1/16	99.90
<a href="#">3911-240C</a>	24	15-13/16	3-13/16	26-7/16	196.95

**15° Elbow SCH 80**

Socket X Socket



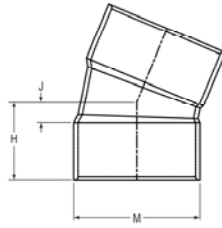
Part Number	Size	H	J	M	Approx. Wt. (Lbs.)
<a href="#">3918-040C</a>	4	3-1/8	7/8	5-3/16	1.79
<a href="#">3918-060C</a>	6	4-3/8	1-1/8	7-1/2	4.77
<a href="#">3918-080C</a>	8	5-1/2	1-1/4	9-5/8	8.81
<a href="#">3918-100C</a>	10	6-15/16	1-11/16	11-15/16	17.29
<a href="#">3918-120C</a>	12	8-1/16	1-13/16	14-1/8	27.73
<a href="#">3918-140C</a>	14	9-5/16	2-5/16	15-1/2	40.74
<a href="#">3918-160C</a>	16	10-11/16	2-11/16	17-11/16	59.47
<a href="#">3918-180C</a>	18	12-1/16	3-1/16	19-7/8	83.44
<a href="#">3918-200C</a>	20	13-1/2	3-1/2	22-1/16	99.90
<a href="#">3918-240C</a>	24	16-1/4	4-1/4	26-7/16	202.28



**Fabricated Fittings Technical**  
**CPVC Schedule 80 Low Pressure Fabricated Fittings**

**22-1/2° Elbow SCH 80**

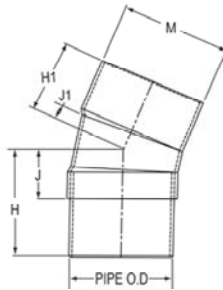
Socket X Socket



Part Number	Size	H	J	M	Approx. Wt. (Lbs.)
3916-040C	4	3-1/4	1	5-3/16	1.85
3916-060C	6	4-5/8	1-3/8	7-1/2	5.16
3916-080C	8	5-7/8	1-5/8	9-5/8	9.36
3916-100C	10	7-5/16	2-1/16	11-15/16	17.59
3916-120C	12	8-9/16	2-5/16	14-1/8	29.69
3916-140C	14	9-13/16	2-13/16	15-1/2	37.75
3916-160C	16	11-5/16	3-5/16	17-11/16	57.95
3916-180C	18	12-3/4	3-3/4	19-7/8	86.42
3916-200C	20	14-1/4	4-1/4	22-1/16	103.22
3916-240C	24	17-3/16	5-3/16	26-7/16	205.70

**22-1/2° Street Elbow SCH 80**

Socket X Socket



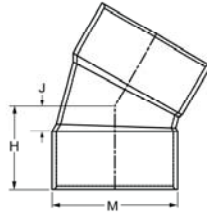
Part Number	Size	H	H1	J	J1	M	Approx. Wt. (Lbs.)
3942-060C	6	6-5/8	3-5/16	2-5/8	1/16	7-1/2	5.28
3942-080C	8	8-11/16	3-9/16	3-11/16	11/16	9-5/8	6.56
3942-100C	10	11-5/8	4-5/8	4-5/8	5/8	11-15/16	17.90
3942-120C	12	11-15/16	5-3/4	4-15/16	1/2	14-1/8	29.05
3942-140C	14	14-1/16	6-5/16	6-1/16	11/16	15-1/2	41.51
3942-160C	16	17-1/4	5-15/16	8-1/4	2-1/16	17-11/16	52.97
3942-180C	18	18-1/4	12-3/4	8-1/4	3-3/4	19-7/8	74.44
3942-200C	20	20-1/4	14-1/4	9-1/4	4-1/4	22-1/16	157.38
3942-240C	24	24-3/16	17-3/16	11-3/16	5-3/16	26-7/16	266.16

**Fabricated Fittings Technical**  
**CPVC Schedule 80 Low Pressure Fabricated Fittings**



**30° Elbow SCH 80**

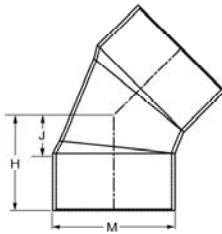
Socket X Socket



Part Number	Size	H	J	M	Approx. Wt. (Lbs.)
<a href="#">3915-040C</a>	4	3-7/16	1-3/16	5-3/16	2.15
<a href="#">3915-060C</a>	6	4-7/8	1-5/8	7-1/2	5.42
<a href="#">3915-080C</a>	8	6-3/16	1-15/16	9-5/8	10.04
<a href="#">3915-100C</a>	10	7-3/4	2-1/2	11-15/16	17.68
<a href="#">3915-120C</a>	12	9-1/16	2-13/16	14-1/8	30.39
<a href="#">3915-140C</a>	14	10-7/16	3-7/16	15-1/2	42.92
<a href="#">3915-160C</a>	16	11-15/16	3-15/16	17-11/16	64.23
<a href="#">3915-180C</a>	18	13-1/2	4-1/2	19-7/8	92.38
<a href="#">3915-200C</a>	20	15	5	22-1/16	109.88
<a href="#">3915-240C</a>	24	18-1/8	6-1/8	26-7/16	185.25

**45° Elbow SCH 80**

Socket X Socket

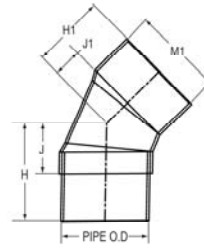


Part Number	Size	H	J	M	Approx. Wt. (Lbs.)
<a href="#">3917-020C</a>	2	2-3/4	1	2-13/16	.52
<a href="#">3917-030C</a>	3	3-5/8	1-3/8	4-1/8	1.38
<a href="#">3917-040C</a>	4	3-7/8	1-5/8	5-3/16	2.04
<a href="#">3917-060C</a>	6	5-1/2	2-1/4	7-1/2	5.44
<a href="#">3917-080C</a>	8	6-15/16	2-11/16	9-5/8	11.43
<a href="#">3917-100C</a>	10	8-11/16	3-7/16	11-15/16	19.37
<a href="#">3917-120C</a>	12	10-1/8	3-7/8	14-1/8	32.40
<a href="#">3917-140</a>	14	11-9/16	4-9/16	15-1/2	41.24
<a href="#">3917-160C</a>	16	13-5/16	5-5/16	17-11/16	64.66
<a href="#">3917-180C</a>	18	15	6	19-7/8	88.48
<a href="#">3917-200C</a>	20	16-3/4	6-3/4	22-1/16	124.66
<a href="#">3917-240C</a>	24	20-3/16	8-3/16	26-7/16	207.66



**Fabricated Fittings Technical**  
**CPVC Schedule 80 Low Pressure Fabricated Fittings**

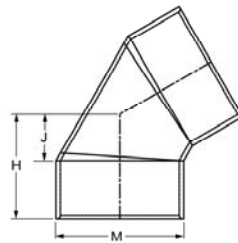
**45° Street Elbow SCH 80**



Part Number	Size	H	H1	J	J1	M	Approx. Wt. (Lbs.)
3927-015C	1-1/2	2-13/16	1-13/16	1-3/16	7/16	2-3/8	.48
3927-020C	2	3-1/8	2-1/8	1-3/8	5/8	2-7/8	.66
3927-030C	3	4-1/8	2-7/8	1-7/8	7/8	4	1.65
3927-040C	4	4-11/16	3-5/16	2-3/16	1-1/16	5-1/4	3.03
3927-080C	8	9-11/16	6-15/16	4-11/16	2-11/16	9-5/8	13.87
3927-100C	10	11-15/16	8-11/16	5-15/16	3-7/16	11-15/16	26.25
3927-120C	12	13-7/8	10-1/8	6-7/8	3-7/8	14-1/8	45.87
3927-140C	14	16-1/16	11-9/16	8-1/16	4-9/16	15-1/2	64.42
3927-160C	16	18-5/16	13-5/16	9-5/16	5-5/16	17-11/16	90.40
3927-180C	18	20-1/2	15	10-1/2	6	19-7/8	131.11
3927-060C	6	7-3/4	5-1/2	3-3/4	2-1/4	7-1/2	7.42
3927-200C	20	22-3/4	16-3/4	11-3/4	6-3/4	22-1/16	153.18
3927-240C	24	27-3/16	20-3/16	14-3/16	8-3/16	26-7/16	123.29

**60° Elbow SCH 80**

Socket X Socket



Part Number	Size	H	J	M	Approx. Wt. (Lbs.)
3924-040C	4	4-5/16	2-1/16	5-3/16	2.31
3924-060C	6	6-1/8	2-7/8	7-1/2	5.92
3924-080C	8	7-3/4	3-1/2	9-5/8	10.94
3924-100C	10	9-11/16	4-7/16	11-15/16	21.91
3924-120C	12	11-5/16	5-1/16	14-1/8	31.43
3924-140C	14	12-15/16	5-15/16	15-1/2	88.89
3924-160C	16	14-13/16	6-13/16	17-11/16	126.08
3924-180C	18	16-3/4	7-3/4	19-7/8	175.81
3924-200C	20	26-5/8	16-5/8	22-1/16	247.63
3924-240C	24	32-1/8	20-1/8	26-7/16	415.20