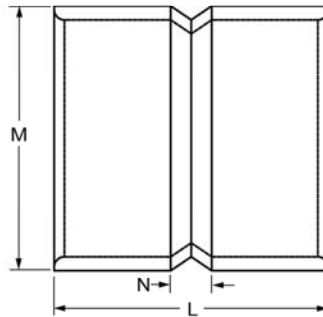




**Fabricated Fittings Technical**  
**PVC Schedule 40 & 80 Low Pressure Fabricated Fittings**

**Coupling SCH 40**

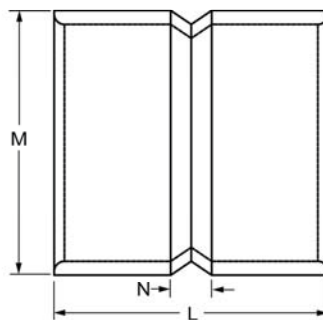
Socket x Socket



Part Number	Size	L	M	N	Approx. Wt. (Lbs.)
3729-040	4	6-3/8	5	1-7/8	1.18
3729-060	6	8	7-3/16	1-1/2	2.64
3729-080	8	10	9-1/4	1-1/2	5.33
3729-100	10	12-3/8	11-1/2	1-7/8	8.39
3729-120	12	14-3/4	13-9/16	2-1/4	13.26
3729-140	14	16-1/4	14-7/8	2-1/4	17.65
3729-160	16	18-5/8	17	2-5/8	27.00
3729-180	18	21-3/4	19-1/8	3-3/4	39.45
3729-200	20	24	21-3/16	4	51.18
3729-240	24	29-1/4	25-3/8	5-1/4	82.20

**Coupling SCH 80**

Socket x Socket



Part Number	Size	L	M	N	Approx. Wt. (Lbs.)
3929-020	2	4-3/4	2-13/16	1-1/4	.46
3929-030	3	5-3/4	4-1/8	1-1/4	1.05
3929-040	4	6-1/2	5-3/16	2	1.85
3929-060	6	8	7-1/2	1-1/2	4.27
3929-080	8	10	9-5/8	1-1/2	8.52
3929-100	10	12-1/2	11-15/16	2	14.40
3929-120	12	14-1/4	14-1/8	1-3/4	21.80
3929-140	14	16-1/4	15-1/2	2-1/4	29.69
3929-160	16	18-5/8	17-11/16	2-5/8	42.40

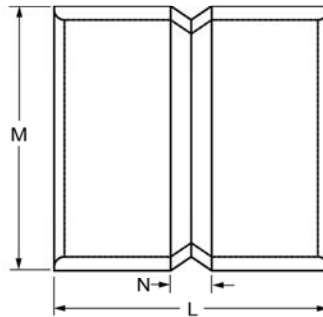
Fabricated Fittings Technical  
**PVC Schedule 40 & 80 Low Pressure Fabricated Fittings**



### Coupling SCH 80

(Continued)

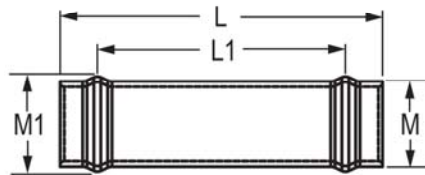
Socket x Socket



Part Number	Size	L	M	N	Approx. Wt. (Lbs.)
3929-180	18	22	19-7/8	4	67.00
3929-200	20	25-3/4	22-1/16	5-3/4	84.73
3929-240	24	29-1/4	26-7/16	5-1/4	147.22

### Repair Coupling SCH 40

Gasket x Gasket



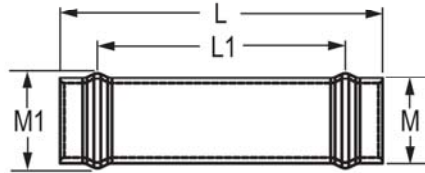
Part Number	Size	L	L1	M	M1	Approx. Wt. (Lbs.)
3728-040	4	19-1/2	15	5	5-5/8	4.18
3728-060	6	23	18-1/4	7-3/16	7-13/16	8.33
3728-080	8	26-1/8	21-1/2	9-1/16	9-13/16	14.00
3728-100	10	27	22-1/8	11-1/2	12-11/16	20.94
3728-120	12	28-1/4	22-5/8	13-9/16	14-13/16	28.48
3728-140	14	30	21-1/2	14-7/8	16-3/8	36.67
3728-160	16	31	24	17	18-1/2	49.66
3728-180	18	32	22-5/8	19-1/8	20-7/8	69.60
3728-200	20	32	23-1/2	21-3/16	23-3/16	80.72
3728-240	24	32	23-1/2	25-3/8	27-3/4	127.12



**Fabricated Fittings Technical**  
**PVC Schedule 40 & 80 Low Pressure Fabricated Fittings**

### Repair Coupling SCH 80

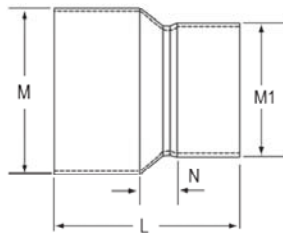
Gasket x Gasket



Part Number	Size	L	L1	M	M1	Approx. Wt. (Lbs.)
3928-040	4	19-1/2	15	5-3/16	5-3/4	5.68
3928-060	6	23	18-1/4	7-1/2	8-1/8	12.61
3928-080	8	26-1/8	19	9-5/8	10-3/8	21.38
3928-100	10	28	21-1/4	11-15/16	13-1/8	34.00
3928-120	12	29	21-3/8	14-1/8	15-3/8	49.16
3928-140	14	30	21	15-1/2	17-1/4	62.11
3928-160	16	31	22-1/4	17-11/16	18-7/8	75.99
3928-180	18	32	22-5/8	19-7/8	21-7/8	73.10
3928-200	20	32	23-1/2	22-1/16	24-1/16	113.21
3928-240	24	32	23-1/2	26-7/16	28-13/16	142.50

### Reducer Coupling- SCH 40

Socket X Socket



Part Number	Size	L	M	M1	N	Approx. Wt. (Lbs.)
3729-528	6X2	9-1/4	7-1/8	5-5/16	4-5/8	2.77
3729-530	6X3	11-15/16	7-1/8	3-15/16	6-7/16	2.64
3729-532	6X4	8-7/8	7- 3/32	5- 1/32	3- 1/4	2.04
3729-578	8X2	14-7/8	9-3/16	5-5/16	9-1/4	5.75
3729-580	8X3	17-9/16	9-3/16	3-15/16	11-1/16	5.17
3729-582	8X4	14- 1/2	9-3/16	5	8	4.80
3729-585	8X6	11-1/2	9-3/16	7-3/16	3-1/2	3.73
3729-624	10X4	17-3/8	11-3/8	5	9-7/8	7.18
3729-626	10X6	13-7/8	11-3/8	7-1/4	5-3/8	6.61
3729-628	10X8	13-1/4	11-9/16	9-7/16	3-3/4	8.95
3729-664	12X4	24	13-9/16	5	15-1/2	15.20
3729-666	12X6	20-1/2	13-9/16	7-1/4	11	14.72
3729-668	12X8	15- 3/4	13- 9/16	9- 7/16	5- 1/4	12.30