

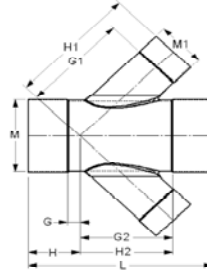
**Fabricated Fittings Technical**  
**PVC Low Head PIP Fabricated Fittings, Risers & Accessories**



**Double Wye- Reducing**

(Continued)

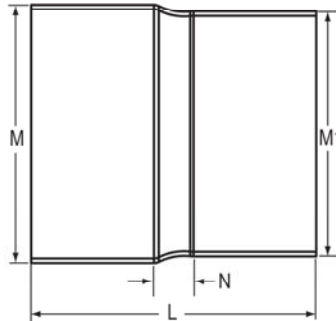
Socket X Socket X Socket X Socket



Part Number	Size	G	G1	G2	H	H1	H2	L	M	M1	Approx. Wt. (Lbs.)
<a href="#">2876-818</a>	20X8	5/8	22-1/4	19-3/4	5-7/8	26-1/4	26-1/4	32-1/8	20-13/16	8-5/16	4.70
<a href="#">2876-820</a>	20X10	1-3/8	23-3/4	21-3/4	7-7/8	28-3/4	28-1/4	36-1/8	20-13/16	10-7/16	31.85
<a href="#">2876-822</a>	20X12	3-3/8	24-13/16	23-3/4	9-7/8	29-13/16	30-1/4	40-1/8	20-13/16	12-1/2	40.61
<a href="#">2876-825</a>	20X15	8-7/16	25-5/8	24-13/16	14-15/16	30-5/8	31-5/8	46-1/4	20-13/16	15-5/8	50.55
<a href="#">2876-828</a>	20X18	8-3/4	28-1/2	29-1/8	15-1/4	34-1/2	35-5/8	50-7/8	20-13/16	18-3/4	82.04

**Low Head IPS x PIP Adapter**

Socket x Socket



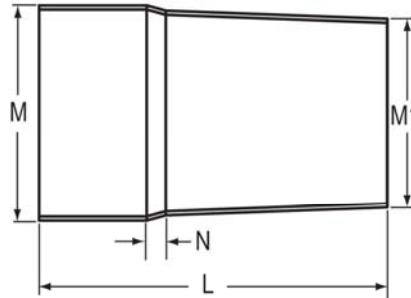
Part Number	Size	L	M	M1	N	Approx. Wt. (Lbs.)
<a href="#">280-101649</a>	6	7-7/8	6-7/8	6-3/8	1-3/8	.99
<a href="#">280-101650</a>	8	9-7/8	8-15/16	8-1/2	1-3/8	2.26
<a href="#">280-101651</a>	10	12-3/16	11	10-7/16	1-11/16	2.42
<a href="#">280-101652</a>	12	11-13/16	13-1/4	12-3/4	1-13/16	6.05



**Fabricated Fittings Technical**  
**PVC Low Head PIP Fabricated Fittings, Risers & Accessories**

**Low Head PIP Concrete Adapter**

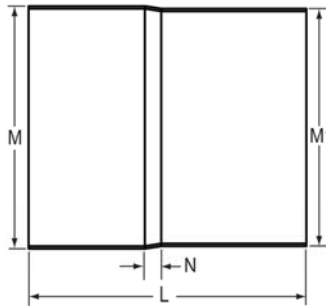
Socket x Concrete



Part Number	Size	L	M	M1	N	Approx. Wt. (Lbs.)
<a href="#">280-101761</a>	6X6	8-1/2	6-3/8	5-9/16	1/2	1.14
<a href="#">280-101762</a>	8X8	13-3/4	8-1/2	7-7/16	3/4	3.12
<a href="#">280-101763</a>	10X10	16-13/16	10-5/8	9-1/2	15/16	4.82
<a href="#">280-101764</a>	12X12	18	12-3/4	11-1/2	5/8	7.44
<a href="#">280-101765</a>	12X14	16	12-3/4	13-9/16	3-1/8	8.98
<a href="#">280-101766</a>	15X14	14-3/8	15-15/16	12-5/8	1-1/2	10.55
<a href="#">280-101767</a>	15X15	14-1/4	15-5/8	14-1/4	1-1/8	6.07
<a href="#">280-101768</a>	15X16	17	15-7/8	15-1/2	3-3/4	13.52
<a href="#">280-101769</a>	18X18	18-3/4	18-3/4	17-3/16	1/2	11.85
<a href="#">280-101770</a>	20X20	17-1/2	20-13/16	19-1/2	1-1/2	14.31

**Low Head PIP Linegate Valve Adapter**

Socket x Linegate



Part Number	Size	L	M	M1	N	Approx. Wt. (Lbs.)
<a href="#">280-101777</a>	6	7-5/8	6-1/4	6-1/8	5/8	.71
<a href="#">280-101778</a>	8	9-9/16	8-5/16	8-3/16	9/16	1.10
<a href="#">280-101779</a>	10	10-9/16	10-7/16	10-3/16	9/16	1.85
<a href="#">280-101780</a>	12	10-9/16	12-1/2	12-1/4	9/16	2.75
<a href="#">280-101781</a>	15	11-1/16	15-5/8	15-5/16	13/16	5.06
<a href="#">2845-180</a>	18	11-13/16	18-3/4	18-3/8	13/16	7.31
<a href="#">2845-180P</a>	18	15-1/4	19-1/8	18-3/8	1-1/4	9.35