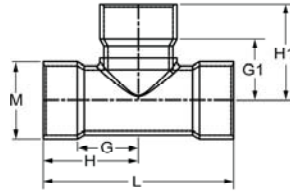


**Fabricated Fittings Technical**  
**CPVC Schedule 80 DWV Fabricated Fittings**



**Tee SCH 80**

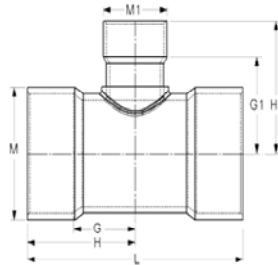
Socket X Socket X Socket



Part Number	Size	G	G1	H	H1	L	M	Approx. Wt. (Lbs.)
3901-040C	4	6-5/16	6-5/16	8-9/16	8-9/16	17-1/8	5-1/4	8.03
3901-060C	6	6-1/4	6-1/4	9-1/2	9-1/2	19	7-1/2	13.76
3901-080C	8	7-5/8	7-5/8	11-7/8	11-7/8	23-3/4	9-5/8	26.28
3901-100C	10	9	9	14-1/4	14-1/4	28-1/2	11-15/16	43.27
3901-120C	12	11-1/4	11-1/4	17-1/2	17-1/2	35	14-1/8	72.57
3901-140C	14	12-1/4	12-1/4	19-1/4	19-1/4	38-1/2	15-1/2	102.20
3901-160C	16	13	13	21	21	42	17-11/16	143.98
3901-180C	18	13-3/4	13-3/4	22-3/4	22-3/4	45-1/2	19-7/8	198.00
3901-200C	20	16-3/8	16-3/8	26-3/8	26-3/8	52-3/4	22-1/16	270.59
3901-240C	24	20-1/4	20-1/4	32-1/4	32-1/4	64-1/4	26-7/16	453.00

**Tee SCH 80- Reducer**

Socket X Socket X Socket



Part Number	Size	G	G1	H	H1	L	M	M1	Approx. Wt. (Lbs.)
3901-528C	6X2	4-5/8	5-3/16	7-7/8	6-15/16	15-3/4	7-1/2	2-13/16	9.14
3901-530C	6X3	4-3/4	5-3/4	8	8	16	7-1/2	4-1/8	10.00
3901-532C	6X4	5-1/4	6-3/4	8-1/2	9	17	7-1/2	5-3/16	11.18
3901-578C	8X2	4-11/16	6-1/8	8-15/16	7-7/8	17-7/8	9-5/8	2-13/16	14.64
3901-580C	8X3	5-3/16	6-11/16	9-7/16	8-15/16	18-7/8	9-5/8	4-1/8	15.44
3901-582C	8X4	5-3/4	7-11/16	10	9-15/16	20	9-5/8	5-3/16	17.51
3901-585C	8X6	6-3/4	8-1/16	11	11-5/16	22	9-5/8	7-1/2	22.52
3901-621C	10X2	4-3/8	7-1/8	9-5/8	8-7/8	19-1/4	11-15/16	2-13/16	23.87
3901-623C	10X3	4-7/8	7-11/16	10-1/8	9-15/16	20-1/4	11-15/16	4-1/8	23.85
3901-624C	10X4	5-3/8	8-11/16	10-5/8	10-15/16	21-1/4	11-15/16	5-3/16	26.65
3901-626C	10X6	5-7/8	9-1/16	11-1/8	12-5/16	22-1/4	11-15/16	7-1/2	30.18
3901-628C	10X8	8-1/4	9-15/16	13-1/2	14-3/16	27	11-15/16	9-5/8	38.10
3901-661C	12X2	4-3/4	8	11	9-3/4	22	14-1/8	2-13/16	37.00
3901-663C	12X3	5-1/4	8-9/16	11-1/2	10-13/16	23	14-1/8	4-1/8	37.44
3901-664C	12X4	5-3/4	9-9/16	12	11-13/16	24	14-1/8	5-3/16	42.27
3901-666C	12X6	7-1/4	9-15/16	13-1/4	13-3/16	26-1/2	14-1/8	7-1/2	47.04
3901-668C	12X8	8	10-13/16	14-1/4	15-1/16	28-1/2	14-1/8	9-5/8	52.66

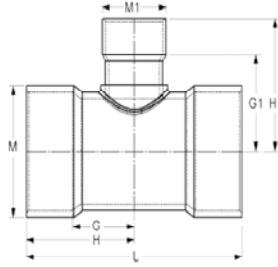


**Fabricated Fittings Technical**  
**CPVC Schedule 80 DWV Fabricated Fittings**

**Tee SCH 80- Reducer**

Socket X Socket X Socket

(Continued)



Part Number	Size	G	G1	H	H1	L	M	M1	Approx. Wt. (Lbs.)
3901-670C	12X10	10-1/4	10-13/16	16-1/2	16-1/16	33	14-1/8	11-15/16	62.18
3901-691C	14X2	5-3/16	8-9/16	12-3/16	10-5/16	24-3/8	15-1/2	2-13/16	49.11
3901-693C	14X3	5-3/4	9-1/8	12-3/4	11-3/8	25-1/2	15-1/2	4-1/8	52.55
3901-694C	14X4	6-1/2	10-1/8	13-1/2	12-3/8	27	15-1/2	5-3/16	54.07
3901-696C	14X6	8-1/4	10-1/2	15-1/4	13-3/4	30-1/2	15-1/2	7-1/2	64.29
3901-698C	14X8	9-1/4	11-3/8	16-1/4	15-5/8	32-1/2	15-1/2	9-3/8	71.38
3901-700C	14X10	10-1/8	11-3/8	17-1/8	16-5/8	34-1/4	15-1/2	11-15/16	80.46
3901-702C	14X12	11	11-3/8	18	17-5/8	36	15-1/2	14-1/8	88.28
3901-751C	16X2	5-7/8	9-1/2	13-7/8	11-1/4	27-3/4	17-11/16	2-13/16	72.48
3901-753C	16X3	6-5/16	10-1/16	14-5/16	12-5/16	28-5/8	17-11/16	4-1/8	76.03
3901-754C	16X4	6-1/8	11-1/16	14-1/8	13-5/16	28-1/4	17-11/16	5-3/16	79.03
3901-756C	16X6	8-5/8	11-7/16	16-5/8	14-11/16	33-1/4	17-11/16	7-1/2	89.59
3901-758C	16X8	9-5/8	12-5/16	17-5/8	16-9/16	35-1/4	17-11/16	9-5/8	98.00
3901-760C	16X10	10-5/8	12-5/16	18-5/8	17-9/16	37-1/4	17-11/16	11-15/16	103.61
3901-762C	16X12	11-5/8	12-5/16	19-5/8	18-9/16	39-1/4	17-11/16	14-1/8	115.74
3901-764C	16X14	12-3/4	12-11/16	20-3/4	19-11/16	41-1/2	17-11/16	15-1/2	127.09
3901-784C	18X4	6-7/8	11-15/16	15-7/8	14-3/16	31-3/4	19-7/8	5-3/16	105.12
3901-786C	18X6	8-1/2	12-5/16	17-1/2	15-9/16	35	19-7/8	7-1/2	116.61
3901-788C	18X8	9-1/2	13-3/16	18-1/2	17-7/16	37	19-7/8	9-5/8	127.49
3901-790C	18X10	10-1/2	13-3/16	19-1/2	18-7/16	39	19-7/8	11-15/16	138.58
3901-792C	18X12	11-1/2	13-3/16	20-1/2	19-7/16	41	19-7/8	14-1/8	159.38
3901-794C	18X14	12-3/4	13-9/16	21-3/4	20-9/16	43-1/2	19-7/8	15-1/2	154.48
3901-822C	20X12	11-7/8	14-1/8	21-7/8	20-3/8	43-3/4	22-1/16	14-1/8	199.57
3901-796C	18X16	13-1/2	14-3/16	22-1/2	22-3/16	45	19-7/8	17-11/16	172.46
3901-814C	20X4	7-11/16	12-7/8	17-11/16	15-1/8	35-3/8	22-1/16	5-3/16	144.71
3901-824C	20X14	12-7/8	14-1/2	22-7/8	21-1/2	45-3/4	22-1/16	15-1/2	190.94
3901-816C	20X6	8-7/8	13-1/4	18-7/8	16-1/2	37-3/4	22-1/16	7-1/2	161.20
3901-826C	20X16	14	15-1/8	24	23-1/8	48	22-1/16	17-11/16	210.27
3901-818C	20X8	9-7/8	14-1/8	19-7/8	18-3/8	39-3/4	22-1/16	9-5/8	172.69
3901-828C	20X18	15	15	25	24	50	22-1/16	19-7/8	226.80
3901-820C	20X10	10-7/8	14-1/8	20-7/8	19-3/8	41-3/4	22-1/16	11-15/16	163.27
3901-904C	24X4	9	14-11/16	21	16-15/16	42	26-7/16	5-3/16	250.81
3901-906C	24X6	9-1/4	15-1/16	21-1/4	18-5/16	42-1/2	26-7/16	7-1/2	253.45
3901-908C	24X8	10-1/4	15-15/16	22-1/4	20-3/16	44-1/2	26-7/16	9-5/8	247.99
3901-910C	24X10	11-1/4	15-15/16	23-1/4	21-3/16	46-1/2	26-7/16	11-15/16	255.59
3901-912C	24X12	12-1/4	15-15/16	24-1/4	22-3/16	48-1/2	26-7/16	14-1/8	301.36
3901-914C	24X14	13-1/4	16-5/16	25-1/4	23-5/16	50-1/2	26-7/16	15-1/2	282.42
3901-916C	24X16	14-3/4	16-15/16	26-3/4	24-15/16	53-1/2	26-7/16	17-11/16	306.68
3901-918C	24X18	15-3/4	16-13/16	27-3/4	25-13/16	55-1/2	26-7/16	19-7/8	246.78

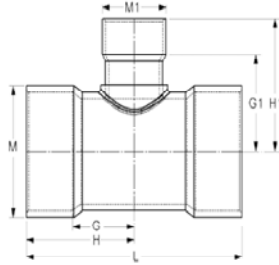
Fabricated Fittings Technical  
**CPVC Schedule 80 DWV Fabricated Fittings**



**Tee SCH 80- Reducer**

Socket X Socket X Socket

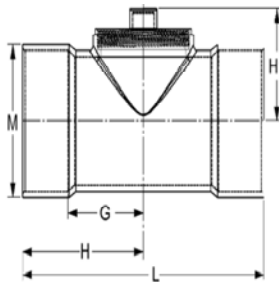
(Continued)



Part Number	Size	G	G1	H	H1	L	M	M1	Approx. Wt. (Lbs.)
3901-920C	24X20	16-3/4	18-3/16	28-3/4	28-3/16	57-1/2	26-7/16	22-1/16	351.59

**Test Tee- SCH 80**

Socket With Plug

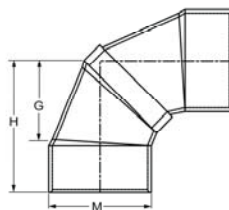


Part Number	Size	G	H	H1	L	M	Approx. Wt. (Lbs.)
3901-020CTEST <sup>†</sup>	2	1-5/16	2-13/16	2-3/4	5-5/8	2-13/16	.96
3901-030CTEST <sup>†</sup>	3	1-31/32	3-3/4	3-15/16	7-1/2	4-9/32	2.81
3901-040CTEST <sup>†</sup>	4	2-15/32	4-5/8	4-5/8	9-1/4	5-1/4	4.31
3901-060CTEST <sup>***</sup>	6	5-3/8	8-5/8	5-5/16	17-1/4	7-3/16	12.22
3901-080CTEST <sup>***</sup>	8	7-5/8	11-7/8	5-1/4	23-3/4	9-5/8	21.47
3901-100CTEST <sup>***</sup>	10	9-1/8	14-3/8	6-13/16	28-3/4	11-15/16	39.64
3901-120CTEST <sup>***</sup>	12	9-1/4	15-1/2	8-9/16	31	13-9/16	66.58
3901-140CTEST <sup>***</sup>	14	12-1/4	19-1/4	8-3/4	38-1/2	15-1/2	85.02

\* Molded Tee with molded MPT plug \*\* Fabricated Tee with molded FPT adapter and MPT plug \*\*\* Fabricated Tee with custom threaded adapter and CPVC plug

**90° Elbow SCH 80**

Socket X Socket



Part Number	Size	G	H	M	Approx. Wt. (Lbs.)
3906-015C	1-1/2	2-5/16	3-1/16	2-3/8	.61
3906-020C	2	2-13/16	4-5/16	2-7/8	.94
3906-025C	2-1/2	3-5/16	5-1/16	3-1/2	2.03
3906-030C	3	3-13/16	5-11/16	4-3/16	2.35
3906-040C	4	4-9/16	6-7/8	5-1/4	4.58
3906-060C	6	7-1/2	10-3/4	7-1/2	10.79