

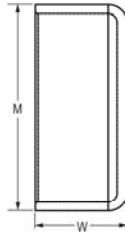
Fabricated Fittings Technical
CPVC Schedule 80 DWV Fabricated Fittings



Cap SCH 80

(Continued)

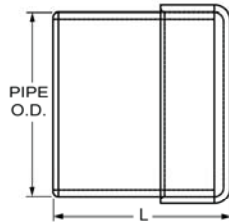
Socket



Part Number	Size	M	W	Approx. Wt. (Lbs.)
3947-180C	18	18-7/8	5-7/8	46.93
3947-200C	20	21-1/16	6-3/8	35.27
3947-240C	24	25-3/16	7	30.17

Spigot Plug SCH 80

Spigot

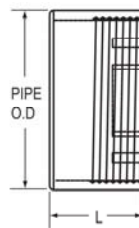


Part Number	Size	L	Approx. Wt. (Lbs.)
3949-060C	6	7-1/4	4.73
3949-080C	8	8-1/4	9.40
3949-100C	10	9-3/4	14.53
3949-120C	12	11-1/8	22.50
3949-140C	14	13-3/4	28.27
3949-160C	16	14-1/2	43.47

Cleanout Adapter w/Plug SCH 80

Spigot X Clean-out

SOLD AS SET ONLY (Non-Pressure Rated)



Part Number	Size	L	Approx. Wt. (Lbs.)
3978-020C	2	1-3/4	.33
3978-030C	3	2	.68
3978-040C	4	2-1/2	1.25
3978-060C	6	3-1/2	3.08
3978-080C	8	4-1/2	5.50
3978-100C	10	5-1/2	9.69
3978-120C	12	6-1/2	15.19