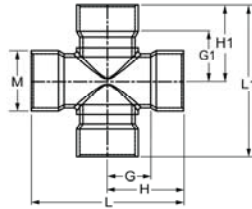


**Fabricated Fittings Technical**  
**CPVC Schedule 80 DWV Fabricated Fittings**



**Cross SCH 80**

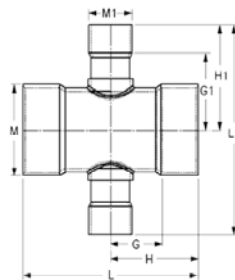
Socket X Socket X Socket X Socket



Part Number	Size	G	G1	H	H1	L	L1	M	Approx. Wt. (Lbs.)
3920-060C	6	6-1/4	6-1/4	9-1/2	9-1/2	19	19	7-1/2	16.93
3920-080C	8	7-5/8	7-5/8	11-7/8	11-7/8	23-3/4	23-3/4	9-5/8	30.81
3920-100C	10	9	9	14-1/4	14-1/4	28-1/2	28-1/2	11-15/16	54.55
3920-120C	12	11-1/4	11-1/4	17-1/2	17-1/2	35	35	14-1/8	96.33
3920-140C	14	12-1/4	12-1/4	19-1/4	19-1/4	38-1/2	38-1/2	15-1/2	127.64
3920-160C	16	13	13	21	21	42	42	17-11/16	175.70
3920-180C	18	13-3/4	13-3/4	22-3/4	22-3/4	45-1/2	45-1/2	19-7/8	233.48
3920-200C	20	16-3/8	16-3/8	26-3/8	26-3/8	52-3/4	52-3/4	22-1/16	249.75
3920-240C	24	20-1/4	20-1/4	32-1/4	32-1/4	64-1/2	64-1/2	26-7/16	355.98

**Cross SCH 80- Reducer**

Socket X Socket X Socket X Socket



Part Number	Size	G	G1	H	H1	L	L1	M	M1	Approx. Wt. (Lbs.)
3920-420C	4X2	3-7/8	4-1/4	6-1/8	6	12-1/4	12	5-3/16	2-13/16	4.14
3920-422C	4X3	5-1/4	4-13/16	7-1/2	7-1/16	15	14-1/8	5-3/16	4-1/8	5.39
3920-528C	6X2	4-5/8	5-3/16	7-7/8	6-15/16	15-3/4	13-7/8	7-1/2	2-13/16	12.00
3920-530C	6X3	4-3/4	5-3/4	8	8	16	16	7-1/2	4-1/8	10.24
3920-585C	8X6	6-3/4	8-1/16	11	11-5/16	22	22-5/8	9-5/8	7-1/2	24.47
3920-578C	8X2	4-11/16	6-1/8	8-15/16	7-7/8	17-7/8	15-3/4	9-5/8	2-13/16	14.84
3920-580C	8X3	5-3/16	6-11/16	9-7/16	8-15/16	18-7/8	17-7/8	9-5/8	4-1/8	16.96
3920-582C	8X4	5-3/4	7-11/16	10	9-15/16	20	19-7/8	9-5/8	5-3/16	20.46
3920-621C	10X2	4-3/8	7-1/8	9-5/8	8-7/8	19-1/4	17-3/4	11-15/16	2-13/16	24.57
3920-623C	10X3	4-7/8	7-11/16	10-1/8	9-15/16	20-1/4	19-7/8	11-15/16	4-1/8	28.98
3920-624C	10X4	5-3/8	8-11/16	10-5/8	10-15/16	21-1/4	21-7/8	11-15/16	5-3/16	28.01
3920-626C	10X6	5-7/8	9-1/16	11-1/8	12-5/16	22-1/4	24-5/8	11-15/16	7-1/2	36.35
3920-628C	10X8	8-1/4	9-15/16	13-1/2	14-3/16	27	28-3/8	11-15/16	9-5/8	47.27
3920-661C	12X2	4-3/4	8	11	9-3/4	22	19-1/2	14-1/8	2-13/16	35.55
3920-663C	12X3	5-1/4	8-9/16	11-1/2	10-13/16	23	21-5/8	14-1/8	4-1/8	45.27
3920-664C	12X4	5-3/4	9-9/16	12	11-13/16	24	23-5/8	14-1/8	5-3/16	42.59
3920-666C	12X6	7-1/4	9-15/16	13-1/4	13-3/16	26-1/2	26-3/8	14-1/8	7-1/2	54.26
3920-668C	12X8	8	10-13/16	14-1/4	15-1/16	28-1/2	30-1/8	14-1/8	9-5/8	58.59

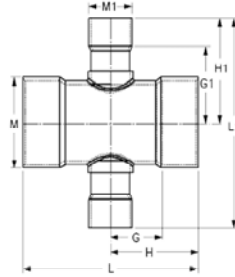


**Fabricated Fittings Technical**  
**CPVC Schedule 80 DWV Fabricated Fittings**

**Cross SCH 80- Reducer**

Socket X Socket X Socket X Socket

(Continued)



Part Number	Size	G	G1	H	H1	L	L1	M	M1	Approx. Wt. (Lbs.)
3920-670C	12X10	10-1/4	10-13/16	16-1/2	16-1/16	33	32-1/8	14-1/8	11-15/16	80.00
3920-691C	14X2	5-3/16	8-9/16	12-3/16	10-5/16	24-3/8	20-5/8	15-1/2	2-13/16	53.24
3920-693C	14X3	5-3/4	9-1/8	12-3/4	11-3/8	25-1/2	22-3/4	15-1/2	4-1/8	56.21
3920-694C	14X4	6-1/2	10-1/8	13-1/2	12-3/8	27	24-3/8	15-1/2	5-3/16	61.76
3920-696C	14X6	8-1/4	10-1/2	15-1/4	13-3/4	30-1/2	27-1/2	15-1/2	7-1/2	72.85
3920-698C	14X8	9-1/4	11-3/8	16-1/4	15-5/8	32-1/2	31-1/4	15-1/2	9-5/8	84.42
3920-700C	14X10	10-1/8	11-3/8	17-1/8	16-5/8	34-1/4	33-1/4	15-1/2	11-15/16	90.19
3920-702C	14X12	11	11-3/8	18	17-5/8	36	35-1/4	15-1/2	14-1/8	117.29
3920-751C	16X2	5-7/8	9-1/2	13-7/8	11-1/4	27-3/4	22-1/4	17-11/16	2-13/16	77.67
3920-753C	16X3	6-5/16	10-1/16	14-5/16	12-5/16	28-5/8	24-5/8	17-11/16	4-1/8	81.65
3920-754C	16X4	6-1/8	11-1/16	14-1/8	13-5/16	28-1/4	26-5/8	17-11/16	5-3/16	80.84
3920-756C	16X6	8-5/8	11-7/16	16-5/8	14-11/16	33-1/4	29-3/8	17-11/16	7-1/2	98.57
3920-758C	16X8	9-5/8	12-5/16	17-5/8	16-9/16	35-1/4	33-1/8	17-11/16	9-5/8	111.25
3920-760C	16X10	10-5/8	12-5/16	18-5/8	17-9/16	37-1/4	35-1/8	17-11/16	11-15/16	125.38
3920-762C	16X12	11-5/8	12-5/16	19-5/8	18-9/16	39-1/4	37-1/8	17-11/16	14-1/8	138.83
3920-764C	16X14	12-3/4	12-11/16	20-3/4	19-11/16	41-1/2	39-3/8	17-11/16	15-1/2	129.51
3920-784C	18X4	6-7/8	11-15/16	15-7/8	14-3/16	31-3/4	28-3/8	19-7/8	5-3/16	106.93
3920-786C	18X6	8-1/2	12-5/16	17-1/2	15-9/16	35	31-1/8	19-7/8	7-1/2	121.05
3920-788C	18X8	9-1/2	13-3/16	18-1/2	17-7/16	37	34-7/8	19-7/8	9-5/8	133.90
3920-790C	18X10	10-1/2	13-3/16	19-1/2	18-7/16	39	36-7/8	19-7/8	11-15/16	149.71
3920-792C	18X12	11-1/2	13-3/16	20-1/2	19-7/16	41	38-7/8	19-7/8	14-1/8	.00
3920-794C	18X14	12-3/4	13-9/16	21-3/4	20-9/16	43-1/2	41-1/8	19-7/8	15-1/2	165.77
3920-796C	18X16	13-1/2	14-3/16	22-1/2	22-3/16	45	44-3/8	19-7/8	17-11/16	172.46
3920-814C	20X4	7-11/16	12-7/8	17-11/16	15-1/8	35-3/8	30-1/4	22-1/16	5-3/16	148.90
3920-816C	20X6	8-7/8	13-1/4	18-7/8	16-1/2	37-3/4	33	22-1/16	7-1/2	165.15
3920-818C	20X8	9-7/8	14-1/8	19-7/8	18-3/8	39-3/4	36-3/4	22-1/16	9-5/8	180.23
3920-820C	20X10	10-7/8	14-1/8	20-7/8	19-3/8	41-3/4	38-3/4	22-1/16	11-15/16	197.78
3920-822C	20X12	11-7/8	14-1/8	21-7/8	20-3/8	43-3/4	40-3/4	22-1/16	14-1/8	217.92
3920-824C	20X14	12-7/8	14-1/2	22-7/8	21-1/2	45-3/4	43	22-1/16	15-1/2	190.94
3920-826C	20X16	14	15-1/8	24	23-1/8	48	46-1/4	22-1/16	17-11/16	210.27
3920-828C	20X18	15	15	25	24	50	48	22-1/16	19-7/8	226.80
3920-904C	24X4	9	14-11/16	21	16-15/16	42	33-7/16	26-7/16	5-3/16	252.62
3920-906C	24X6	9-1/4	15-1/16	21-1/4	18-5/16	42-1/2	36-5/8	26-7/16	7-1/2	257.40
3920-908C	24X8	10-1/4	15-15/16	22-1/4	20-3/16	44-1/2	40-3/8	26-7/16	9-5/8	275.67
3920-910C	24X10	11-1/4	15-15/16	23-1/4	21-3/16	46-1/2	42-3/8	26-7/16	11-15/16	296.39
3920-912C	24X12	12-1/4	15-15/16	24-1/4	22-3/16	48-1/2	44-3/8	26-7/16	14-1/8	325.12
3920-914C	24X14	13-1/4	16-5/16	25-1/4	23-5/16	50-1/2	46-5/8	26-7/16	15-1/2	282.42
3920-916C	24X16	14-3/4	16-15/16	26-3/4	24-15/16	53-1/2	49-7/8	26-7/16	17-11/16	306.44
3920-918C	24X18	15-3/4	16-13/16	27-3/4	25-13/16	55-1/2	51-5/8	26-7/16	19-7/8	246.78