

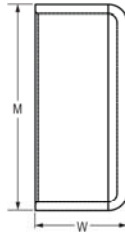
Fabricated Fittings Technical
CPVC Schedule 80 DWV Fabricated Fittings



Cap SCH 80

(Continued)

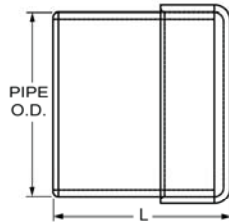
Socket



Part Number	Size	M	W	Approx. Wt. (Lbs.)
3947-180C	18	18-7/8	5-7/8	46.93
3947-200C	20	21-1/16	6-3/8	35.27
3947-240C	24	25-3/16	7	30.17

Spigot Plug SCH 80

Spigot

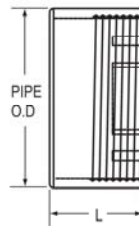


Part Number	Size	L	Approx. Wt. (Lbs.)
3949-060C	6	7-1/4	4.73
3949-080C	8	8-1/4	9.40
3949-100C	10	9-3/4	14.53
3949-120C	12	11-1/8	22.50
3949-140C	14	13-3/4	28.27
3949-160C	16	14-1/2	43.47

Cleanout Adapter w/Plug SCH 80

Spigot X Clean-out

SOLD AS SET ONLY (Non-Pressure Rated)



Part Number	Size	L	Approx. Wt. (Lbs.)
3978-020C	2	1-3/4	.33
3978-030C	3	2	.68
3978-040C	4	2-1/2	1.25
3978-060C	6	3-1/2	3.08
3978-080C	8	4-1/2	5.50
3978-100C	10	5-1/2	9.69
3978-120C	12	6-1/2	15.19

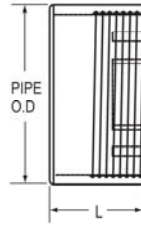


Fabricated Fittings Technical
CPVC Schedule 80 DWV Fabricated Fittings

Cleanout Adapter w/Plug SCH 80

(Continued)

Spigot X Clean-out
SOLD AS SET ONLY (Non-Pressure Rated)

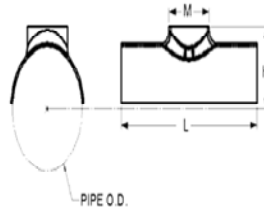


Part Number	Size	L	Approx. Wt. (Lbs.)
3978-140C	14	7-1/2	21.03
3978-160C	16	8-1/2	38.44
3978-180C	18	9	31.93
3978-200C	20	10	415.72
3978-240C	24	12	66.36

Fabricated CPVC Gray With Custom Taper Thread and CPVC Plug

Saddle SCH 80

IPS O.D. X Socket Schedule 80
 (Non Pressure Rated)



Part Number	Size	H	L	M	Approx. Wt. (Lbs.)
3963-528C	6X2	4-3/16	8-3/4	3	1.38
3963-530C	6X3	4-1/2	9	4-5/16	1.92
3963-532C	6X4	4-3/4	10	5-1/4	2.20
3963-621C	10X2	6-9/16	8-3/4	3-3/16	2.13
3963-623C	10X3	6-7/8	9	4-5/16	2.09
3963-624C	10X4	6-3/4	10	5-5/16	3.08
3963-626C	10X6	7-3/8	14	7-3/8	4.66
3963-628C	10X8	7-7/16	18	9-7/16	7.24
3963-661C	12X2	7-5/8	8-3/4	3-3/16	1.89
3963-663C	12X3	7-15/16	9	4-5/16	1.76
3963-664C	12X4	7-3/4	10	5-5/16	2.66
3963-666C	12X6	8-1/2	14	7-7/16	5.15
3963-668C	12X8	7-7/8	18	9-7/16	7.00
3963-670C	12X10	8-9/16	18	11-5/8	13.62
3963-691C	14X2	8-1/4	9	3-3/16	2.31
3963-693C	14X3	8-5/8	10	4-5/16	2.20
3963-694C	14X4	8-9/16	12	5-3/8	3.74
3963-696C	14X6	8-3/4	14	7-5/8	6.49
3963-698C	14X8	9-3/8	17	9-5/8	8.27
3963-700C	14X10	9-7/16	19-1/2	11-5/8	10.24
3963-702C	14X12	9-7/16	20-3/4	13-5/8	16.65
3963-751C	16X2	9-5/16	9	3-3/16	1.98