

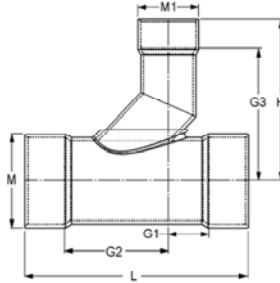


**Fabricated Fittings Technical**  
**CPVC Schedule 80 DWV Fabricated Fittings**

**Sanitary Tee SCH 80- Reducer**

Socket X Socket X Socket

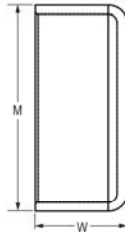
(Continued)



Part Number	Size	G1	G2	G3	H	L	M	M1	Approx. Wt. (Lbs.)
3990-790C	18X10	7-11/16	19-5/16	21-1/16	26-5/16	45	19-7/8	11-15/16	154.29
3990-792C	18X12	7-7/8	22-1/8	22-15/16	29-3/16	48	19-7/8	14-1/8	176.07
3990-794C	18X14	8-1/8	23-7/8	24-1/8	31-1/8	50	19-7/8	15-1/2	191.55
3990-814C	20X4	7-5/16	10-11/16	17-1/8	19-3/8	38	22-1/16	5-3/16	143.02
3990-816C	20X6	6-13/16	12-15/16	18-3/16	21-7/16	39-3/4	22-1/16	7-1/2	150.74
3990-818C	20X8	8-1/4	17	20	24-1/4	45-1/4	22-1/16	9-5/8	173.77
3990-820C	20X10	8-3/8	19-7/8	22	27-1/4	48-1/4	22-1/16	11-15/16	197.36
3990-822C	20X12	8-5/8	22-5/8	23-13/16	30-1/16	51-1/4	22-1/16	14-1/8	221.01
3990-824C	20X14	9-5/16	24-15/16	25	32	54-1/4	22-1/16	15-1/2	241.16
3990-826C	20X16	9-7/16	27-9/16	26-7/8	34-7/8	57	22-1/16	17-11/16	250.00
3990-828C	20X18	9-3/4	30-1/2	28-3/4	37-3/4	60-1/4	22-1/16	18-3/4	255.61
3990-904C	24X4	7-1/2	10-1/2	18-15/16	21-3/16	42	26-7/16	5-3/16	221.15
3990-906C	24X6	8-1/4	13-15/16	20	23-1/4	46-1/4	26-7/16	7-1/2	249.72
3990-908C	24X8	9-9/16	17-15/16	21-13/16	26-1/16	51-1/2	26-7/16	9-5/8	276.49
3990-910C	24X10	9-11/16	20-13/16	23-13/16	29-1/16	54-1/2	26-7/16	11-15/16	304.37
3990-912C	24X12	9-15/16	23-9/16	25-11/16	31-15/16	57-1/2	26-7/16	14-1/8	332.32
3990-914C	24X14	10-5/8	25-7/8	26-13/16	33-13/16	60-1/2	26-7/16	15-1/2	351.92
3990-916C	24X16	10-7/8	28-5/8	28-11/16	36-11/16	63-1/2	26-7/16	17-11/16	310.59
3990-918C	24X18	11-1/16	31-7/16	30-9/16	39-9/16	66-1/2	26-7/16	19-7/8	255.61
3990-920C	24X20	10-3/16	33-1/16	32-3/8	42-3/8	67-1/4	26-7/16	22-1/16	372.55

**Cap SCH 80**

Socket



Part Number	Size	M	W	Approx. Wt. (Lbs.)
3947-040C	4	4-7/8	2-1/4	.33
3947-060C	6	7-1/4	3-1/4	1.45
3947-080C	8	9-11/16	3-3/4	3.59
3947-100C	10	11-9/16	3-3/4	3.85
3947-120C	12	13-9/16	4-1/8	5.83
3947-140C	14	14-13/16	5-3/4	8.14
3947-160C	16	17-1/8	5-1/2	10.57

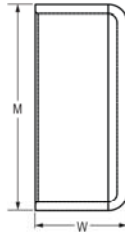
Fabricated Fittings Technical  
**CPVC Schedule 80 DWV Fabricated Fittings**



**Cap SCH 80**

(Continued)

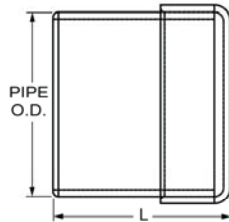
Socket



Part Number	Size	M	W	Approx. Wt. (Lbs.)
3947-180C	18	18-7/8	5-7/8	46.93
3947-200C	20	21-1/16	6-3/8	35.27
3947-240C	24	25-3/16	7	30.17

**Spigot Plug SCH 80**

Spigot

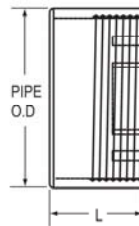


Part Number	Size	L	Approx. Wt. (Lbs.)
3949-060C	6	7-1/4	4.73
3949-080C	8	8-1/4	9.40
3949-100C	10	9-3/4	14.53
3949-120C	12	11-1/8	22.50
3949-140C	14	13-3/4	28.27
3949-160C	16	14-1/2	43.47

**Cleanout Adapter w/Plug SCH 80**

Spigot X Clean-out

**SOLD AS SET ONLY (Non-Pressure Rated)**



Part Number	Size	L	Approx. Wt. (Lbs.)
3978-020C	2	1-3/4	.33
3978-030C	3	2	.68
3978-040C	4	2-1/2	1.25
3978-060C	6	3-1/2	3.08
3978-080C	8	4-1/2	5.50
3978-100C	10	5-1/2	9.69
3978-120C	12	6-1/2	15.19